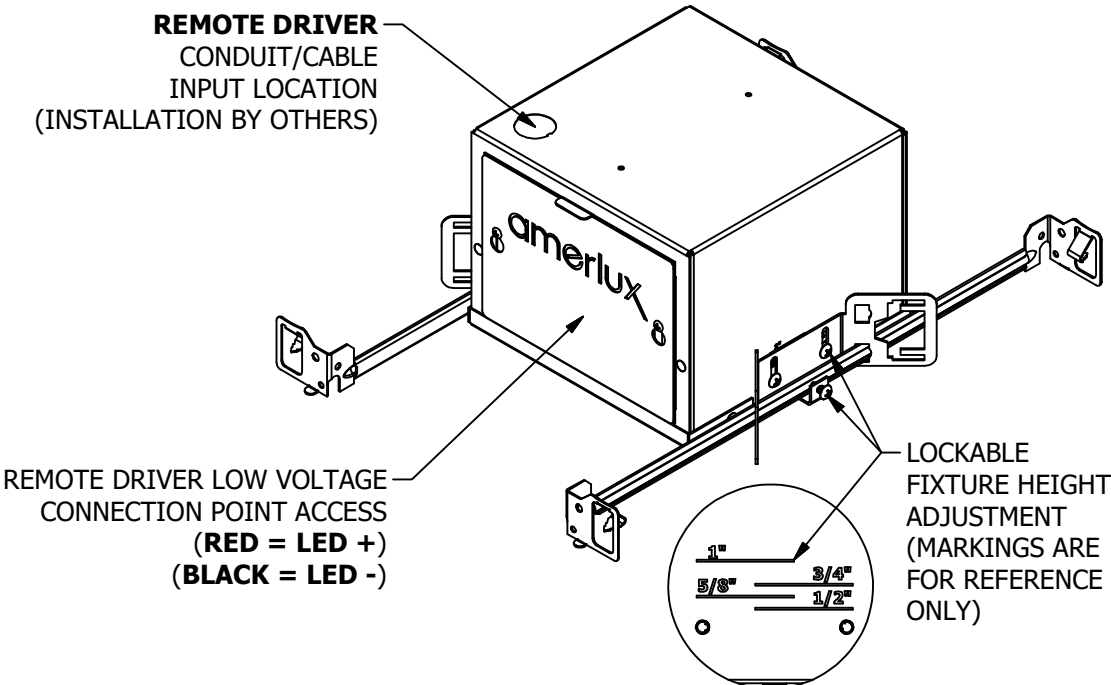


**WARNING - RISK OF FIRE AND ELECTRICAL SHOCK. FIXTURE MUST BE INSTALLED BY A QUALIFIED ELECTRICIAN ONLY. FIXTURE IS INTENDED FOR INSTALLATION IN ACCORDANCE WITH THE NATIONAL ELECTRICAL CODE, LOCAL AND FEDERAL SPECIFICATIONS. DISCONNECT POWER AT ELECTRICAL PANEL BEFORE SERVICING. RETAIN THESE INSTRUCTIONS FOR MAINTENANCE REFERENCE.**

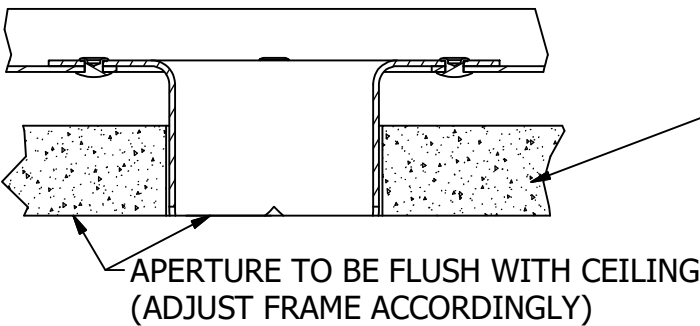


CEILING CUT-OUT STYLE & SIZE			
FIXTURE STYLE	TRIMMED (T)	TRIMLESS (TL)	MILLWORK (MWK)*
RD, RW	1.5" ROUND	2.0" ROUND	1.5" ROUND
RA	2.0" ROUND	2.5" ROUND	2.0" ROUND
SD, SW	1.5" SQUARE	2.0" ROUND	1.5" SQUARE
SA	2.0" ROUND	2.5" ROUND	2.0" SQUARE

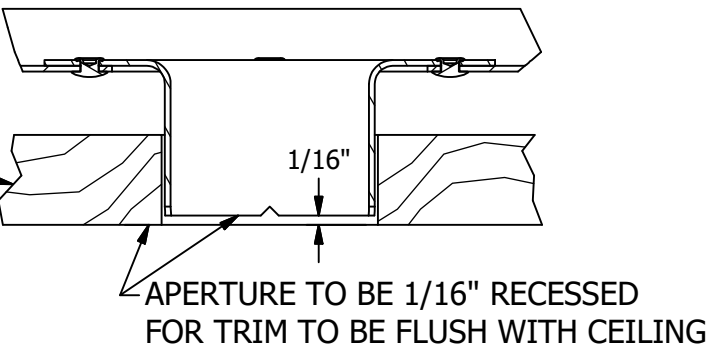
**\* FOR MILLWORK CEILING; ACCURACY OF CUT OUT IS VERY IMPORTANT FOR OVERALL AESTHETIC.**

**ATTENTION: CHECK ALL ELECTRIC CONNECTIONS PRIOR TO INSTALLING CEILING.**

DETAIL: CEILING ALIGNMENT  
FOR TRIMMED & TRIMLESS



DETAIL: CEILING ALIGNMENT  
FOR MILWORK



**SCREWLESS PLASTER RING INSTALLATION FOR TRIMLESS HOUSINGS ONLY**

