

# Lunetta

## 28" LED Pedestrian & Area Luminaire



LUN28/WHT



### Features

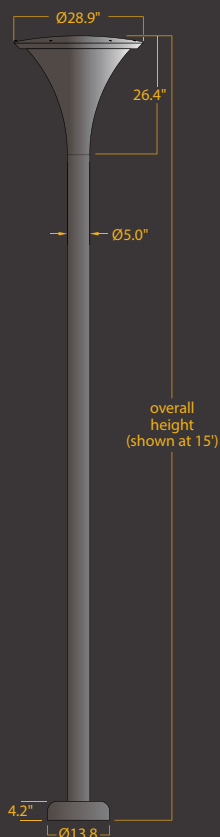
Conventional exterior lighting, no matter how utilitarian or thoughtful the design aesthetic, involves a bright luminaire and a dark pole. "Lunetta" breaks from convention by allowing both luminaire and pole to become illuminated as one. A straight round 5" aluminum pole emanates from the ground and begins to flare until gracefully reaching the recessed light source running around the perimeter. The LEDs graze light down the face of the flared luminaire and post creating a comfortable yet efficient lighting element.

### Product Overview

Wattage:	60W
Lumen Output:	4,620 lm
Color Temp:	3,000K / 3,500K / 4,000K
Dimming:	0-10v
Max Height:	16 feet
Diameter	28 inches

PROJECT:

TYPE:



### Description:

Lighting for exterior retail and hospitality environments, university and corporate campuses, or any outdoor meeting space.

### LED Array:

(90) Mid flux SMD LEDs delivering approximately 4,620 lm from a white luminaire at 4,000K. Sealed under polycarbonate optical lens, resistant to UV and thermal shock. It runs at approximately 60W.

### LED Driver Module:

- Electronic driver operates at 850mA with 120v-277V AC input
- 0-10v dimming is standard

### Materials:

Base - Cast aluminum (356-T6)  
Shaft - Extruded aluminum (6063-T6)  
Anchor Bolts - Hot dipped galvanized steel  
Luminaire - Spun aluminum (3003)

**ETL listed, suitable for wet locations.**

### Finish:

Premium quality thermoset polyester powdercoat for a durable finish.

**ANT** - Anthracite Gray

**SDS** - Stardust Silver

**WHT** - White

Custom \_\_\_\_\_



# Lunetta

28" LED Pedestrian & Area Luminaire

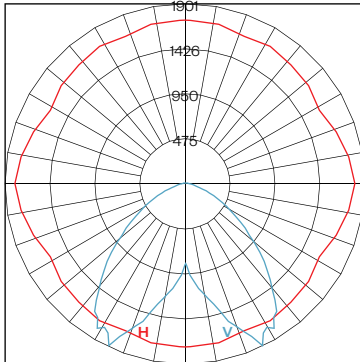


PROJECT:

TYPE:

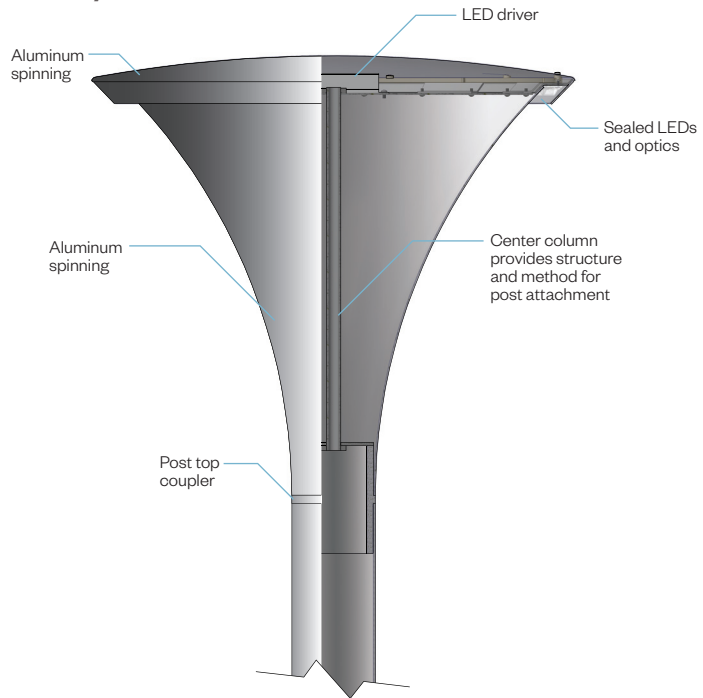
## Performance

Polar Graph  
LUN28 / 4K / WHT



Maximum Candela = 1900.94  
Located At Horizontal Angle = 340  
Vertical Angle = 26  
H - Horizontal Axial Candela  
V - Vertical Axial Candela  
**B2-U3-G1**

## Cutaway View

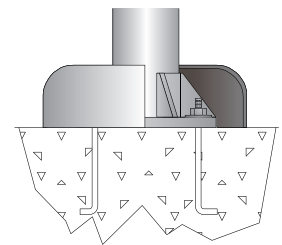
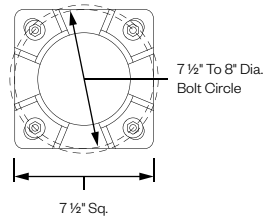


## Weights

LUN18	Overall Height	Weight
<b>LUN28-12</b>	12'-0"	55 lbs
<b>LUN28-14</b>	14'-0"	58 lbs
<b>LUN28-15</b>	15'-0"	61 lbs
<b>LUN28-16</b>	16'-0"	63 lbs

Luminaire weight 24lbs

## Anchorage Details



(4) 3/4" -10NC Galv. Stl. Anchor Bolts, AASHTO M314-90 Grade 55, 10" OF Threaded End Galv. Per ASTM A153.  
(4) 3/4" -10NC Galv. Stl. Hex. Nuts  
(4) 3/4" Galv. Stl. Lockwashers  
(4) 3/4" Galv. Stl. Flatwashers

## Ordering Information

LUN28	Overall Height	CCT	Nominal Input Power	Finish
<b>LUN28-12</b>	12'-0"	<b>30</b> (3,000K)	60W	<b>ANT</b> <b>SDS</b> <b>WHT</b> CSTM _____
<b>LUN28-14</b>	14'-0"			
<b>LUN28-15</b>	15'-0"	<b>40</b> (4,000K)		
<b>LUN28-16</b>	16'-0"			

Ordering options in **BOLD**