


# Abilene 17" Series

U.111.16



## Features:

17" diameter fluted and tapered aluminum base cast from a permanent mold

Choice of extruded shafts

- 4" to 3" OD smooth tapered, 0.125 wall
- 4" OD fluted (12 flutes), 0.125 wall
- 4" OD smooth round, 0.125 wall
- 5" OD fluted (12 flutes), 0.125 wall

Extruded shaft is circumferentially welded to the base

Access door for anchor bolts and wiring is secured with stainless steel screws

Ground lug provided inside base

## Materials:

Base - Cast aluminum (356-T6)

Shaft - Extruded Aluminum (6063-T6)  
- Tapered Aluminum (6063-T6)

Anchor Bolts - Hot dipped galvanized steel, ordered separately

## Finish:

Premium quality thermoset polyester powdercoat for a durable finish.



Amerlux reserves the right to change details that do not affect overall function and performance.

# Abilene 17" Series

---

## Pole Ordering Information

---

**1**

**2**

**3**

**4**

### **1** Model

**AP1302** - 4" to 3" O.D. smooth pole, 0.125 wall

**AP1303** - 4" O.D. fluted pole, 0.125 wall

**AP1304** - 4" O.D. smooth pole, 0.125 wall

**AP1305** - 5" O.D. fluted pole, 0.125 wall

### **2** Pole Height

**08** - 8'-0"

**10** - 10'-0"

**12** - 12'-0"

**14** - 14'-0"

**16** - 16'-0"

### **3** Finish

**BLK** - satin black

**CLB** - classic bronze

**GBZ** - gloss textured bronze

**GRN** - green

**GTB** - gloss textured black

**TBK** - textured black

**TGR** - gloss textured green

**CSTM** - custom, consult factory

### **4** Options/Accessories

**GFCI-TOP** - ground fault circuit protected outlet, placed 6" from the top of pole

**GFCI-BTM** - ground fault circuit protected outlet, placed 6" above the decorative base at the bottom of the pole

**LT** - less tenon

**DB** - direct burial extension

---

## Anchor Bolt Ordering Information (Ordered separately, can be pre-shipped upon request)

---

**1**

### **1** Model

**555-0018** - 3/4" x 17" anchor bolts

---

## Accessory Ordering Information (Ordered separately)

---

**1**

### **1** Model (all accessories below are for non-tapered shafts only)

**BA18-FRC4** - 18" banner arm, 4" OD shaft

**BA18-FRC5** - 18" banner arm, 5" OD shaft

**BA24-FRC4** - 24" banner arm, 4" OD shaft

**BA24-FRC5** - 24" banner arm, 5" OD shaft

**2BA18-FRC4-180** - double sided 18" banner arms, 4" OD shaft

**2BA18-FRC5-180** - double sided 18" banner arms, 5" OD shaft

**2BA24-FRC4-180** - double sided 24" banner arms, 4" OD shaft

**2BA24-FRC5-180** - double sided 24" banner arms, 5" OD shaft

**FPH-4** - flag pole holder for 4" non-tapered poles

**FPH-5** - flag pole holder for 5" non-tapered poles

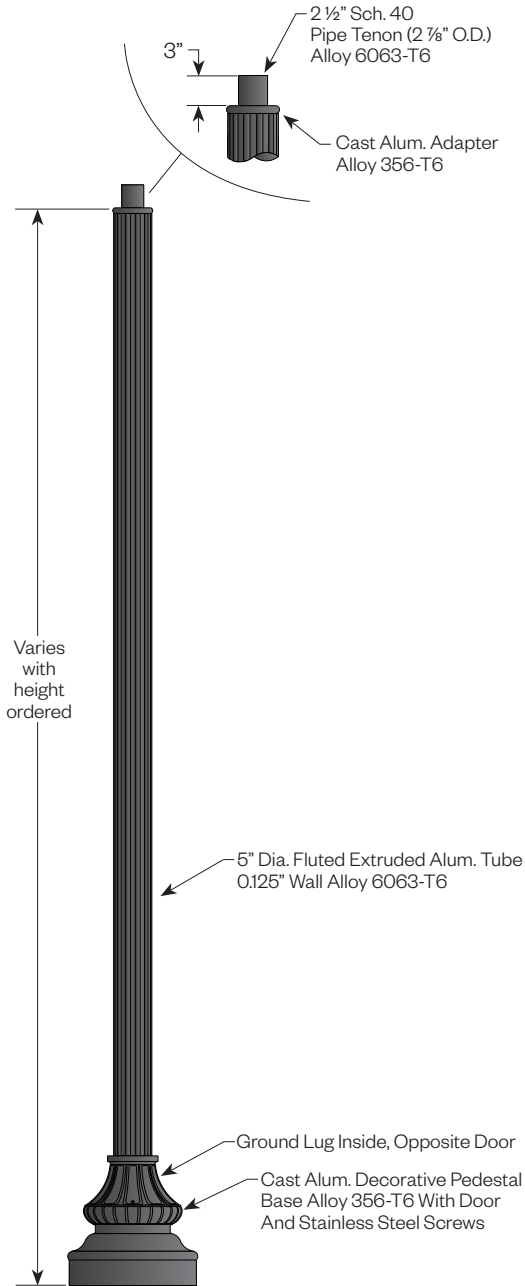
---

Amerlux reserves the right to change details that do not affect overall function and performance.

Amerlux®, LLC • P: 973-882-5010 • amerlux.com



# Abilene 17" Series



## Finish

The post will be finished with an electrostatically applied thermoset polyester powder coat. Prior to finishing, the parts are thoroughly cleaned. Our powder coat finish is durable, long lasting, attractive and scratch resistant as well as environmentally friendly. We offer 7 stock finishes or hundreds of special order colors including custom matching for existing projects (additional charges apply).

<b>BLK</b> - Satin Black	<b>GTB</b> - Gloss Textured Black
<b>CLB</b> - Classic Bronze	<b>TBK</b> - Textured Black
<b>GBZ</b> - Gloss Textured Bronze	<b>TGR</b> - Gloss Textured Green
<b>GRN</b> - Green	

## Accessories

### Banner Arms

Single or double sided field rotatable banner arms.

**BA18** (18") or **BA24** (24") banner arms

**FRC4** (4"OD shaft) or **FRC5** (5"OD shaft)

Add a (2) for a double arm. Example: **2BA18-FRC4-180**

**See ordering guide for configurations**



### FPH-4/FPH-5

Extruded aluminum holder for 1" OD flag poles.

Available for 4" OD or 5" OD non-tapered pole.

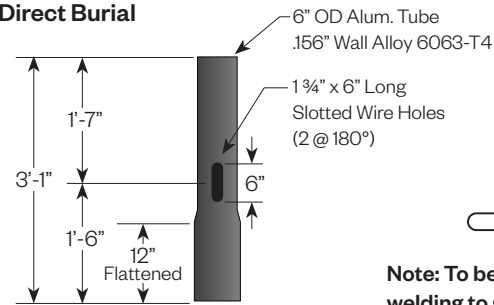


### GFCI - Top/Bottom

Covered ground fault circuit protected duplex outlet.

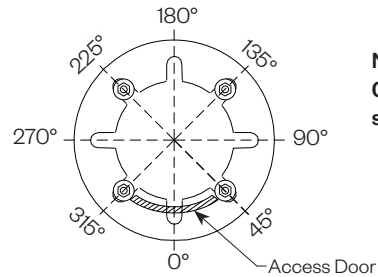
Can be placed near top of pole or above the decorative base at the bottom of the pole. Wet while in use rated.

## Direct Burial



## GFCI Orientation Guide

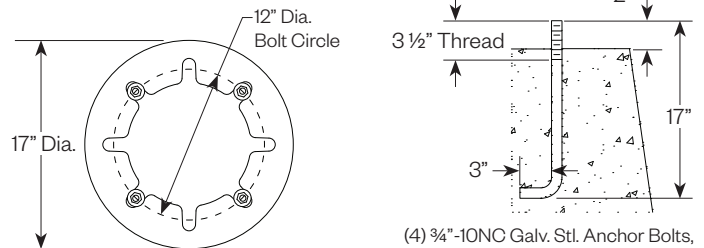
As viewed from above



**Note: GFCI placed at 0° unless otherwise specified.**

**Note: Orientation of additional accessories must be specified when ordering.**

## Anchor Details



(4) 3/4"-10NC Galv. Stl. Anchor Bolts, AASHTO M314-90 Grade 55, Galv. Per ASTM A153.

(4) 3/4"-10NC Galv. Stl. Hex. Nuts

(4) 3/4" Galv. Stl. Lockwashers

(4) 3/4" Galv. Stl. Flatwashers

**Anchor bolts and templates can be requested prior to product shipment.**

Amerlux reserves the right to change details that do not affect overall function and performance.