

AO28 SERIES LED UTILITY LUMINAIRE

U.5.10.16

AO28
LED UTILITY

DESCRIPTION:

The AO28 Utility Series consists of an efficient Type III (T3) or Type V (T5) refractive acorn combined with one of several styles of cast aluminum utility fitters. Powered by Amerlux's patented AVISTA® LED system with options for intensity, distribution and color.

INSTALLATION:

The luminaire will mount to a 3" OD post or tenon with 5/16" black oxide coated stainless steel set screws to ensure a solid connection. The diffuser will be held to the fitter by (4) 1/4-20" black oxide coated stainless steel captive set screws.

ELECTRICAL:

- Over voltage and short circuit protected driver
- Series connected 10kV/20kA surge protector
- Automatic AC incoming voltage sensing (120-277v)
- Over voltage and short circuit protection
- 0-10v dimming

ETL listed, suitable for wet locations.

Diffuser Choices:

- Acrylic Type III (AC-T3)
- Acrylic Type V (AC-T5)
- Polycarbonate Type III (PC-T3)
- Polycarbonate Type V (PC-T5)

FINISH:

Durable thermoset polyester powdercoat finish in the following:

- Satin Black (BLK)
- Classic Bronze (CLB)
- Gloss Textured Bronze (GBZ)
- Green (GRN)
- Gloss Textured Black (GTB)
- Textured Black (TBK)
- Gloss Textured Green (TGR)

LED BOARD DRIVE CURRENT:

- 500ma (500M)
- 700ma (700M)
- 1200ma (1200M)

CCT:

- 2,700K (27)
- 3,000K (30)
- 4,000K (40)

L70:

50,000+

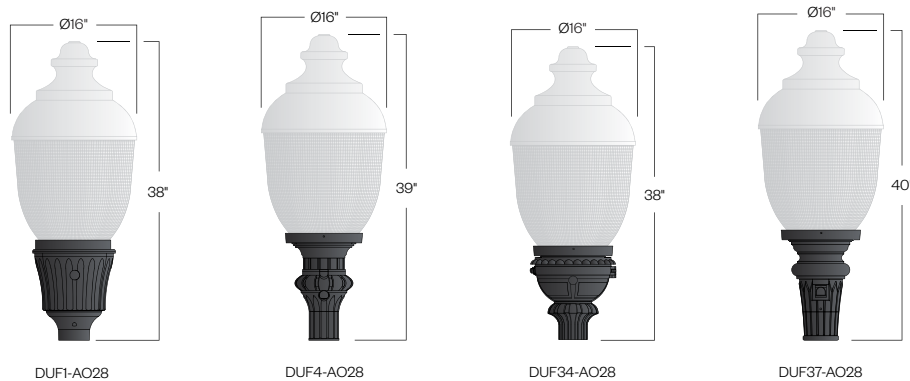
ACCESSORIES:

- Cast aluminum Finial (CFIN)
- Twistlock Photocell (TW-PCL)
- 7 pin integrated receptacle (7IR)
- Controls Capable Harness (CCH)



PROJECT:

TYPE:



Electrostatic sensitive device.
observe precautions for handling

Ordering Information:

Model	Diffuser Material	Lens Distribution	LED System	CCT	Driver Output	Finish	Accessory
DUF1-AO28	AC PC	T3 T5	AVI2-SY	27	500M	BLK	CFIN
DUF4-AO28				30	700M	CLB	PCL
DUF34-AO28				30	700M	GBZ	7IR
DUF37-AO28				40	1200M	GRN	CCH
						GTB	
						TBK	
						TGR	
						Custom	

See next page for light engine performance

5 year limited warranty
AMERLUX LED



Part String

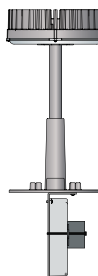
Example: DUF1-AO28/PC-T5/100MH/120v/BLK

800.364.0098 • Fax: 281.997.5441 • www.amerlux.com

Amerlux reserves the right to change details that do not affect overall function and performance.



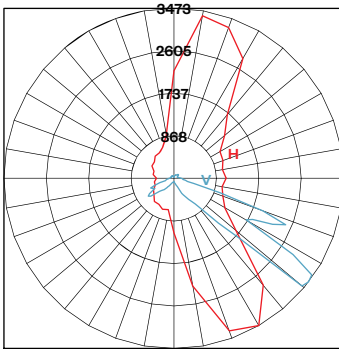
LED Options (**bold** indicates ordering code)

	LED System	Driver Output	System Watts	CCT	Engine Only Lumens	Engine Only LPW
	AVI2-SY	500M (500mA)	27W	27 (2,700K)	3,030 lm	112
				30 (3,000K)	3,120 lm	116
				40 (4,000K)	3,420 lm	126
		700M (700mA)	38W	27 (2,700K)	4,120 lm	109
				30 (3,000K)	4,240 lm	112
				40 (4,000K)	4,640 lm	123
		1200M (1200mA)	68W	27 (2,700K)	6,110 lm	90
				30 (3,000K)	7,260 lm	107
				40 (4,000K)	7,530 lm	111

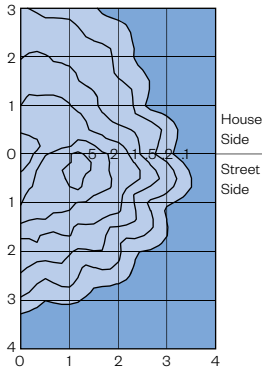
Example: D138/AO28/T3/AVI2-SY-700M-27/BLK

Photometry

ARP23-T3-AVI2-SY-40-700M

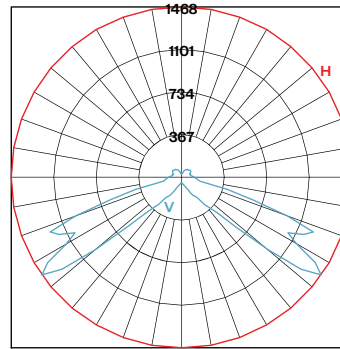


Maximum Candela = 3473
 Located At Horizontal Angle = 300, Vertical Angle = 52.5
 Vertical Plane Through Horizontal Angles (300 - 120) (Through Max. Cd.)
 Horizontal Cone Through Vertical Angle (52.5) (Through Max. Cd.)

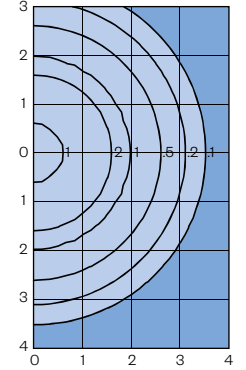


Distance In Units Of Mounting Height
 Values Based On 10 Ft Mounting Height

ARP23-T5-AVI2-SY-40-700M



Maximum Candela = 1468
 Located At Horizontal Angle = 0, Vertical Angle = 65
 Vertical Plane Through Horizontal Angles (0 - 180) (Through Max. Cd.)
 Horizontal Cone Through Vertical Angle (65) (Through Max. Cd.)



Distance In Units Of Mounting Height
 Values Based On 10 Ft Mounting Height