

# AP24 SERIES LED UTILITY LUMINAIRE

U.10.17.18

## DESCRIPTION:

The AP24 Series consists of a decorative acorn combined with one of several styles of cast aluminum utility fitters. Powered by Amerlux's patented AVISTA® LED system with options for intensity, distribution and color.

## INSTALLATION:

The luminaire will mount to a 3" OD post or tenon with 5/16" black oxide coated stainless steel set screws to ensure a solid connection. The diffuser will be held to the fitter by (4) 1/4-20" black oxide coated stainless steel captive set screws.

## ELECTRICAL:

- Over voltage and short circuit protected driver
- Series connected 10kV/20kA surge protector
- Automatic AC incoming voltage sensing (120-277v)
- Over voltage and short circuit protection
- 0-10v dimming

ETL listed, suitable for wet locations.

## DIFFUSER CHOICES:

- Clear Textured Polycarbonate (PC-CL)
- White Textured Polycarbonate (PC-WH)
- Clear Textured DR Acrylic (DR-CL)

## FINISH:

Durable thermoset polyester powdercoat finish in the following:

- Satin Black (BLK)
- Classic Bronze (CLB)
- Gloss Textured Bronze (GBZ)
- Green (GRN)
- Gloss Textured Black (GTB)
- Textured Black (TBK)
- Gloss Textured Green (TGR)

## DISTRIBUTION:

- Symmetric (SY)
- Asymmetric (AS)
- Street Optic (SO)

## LED Board Drive Current:

- 500ma (500M)
- 700ma (700M)
- 1200ma (1200M)

## CCT:

- 2,700K (27)
- 3,000K (30)
- 4,000K (40)

## L70:

50,000+

## ACCESSORIES:

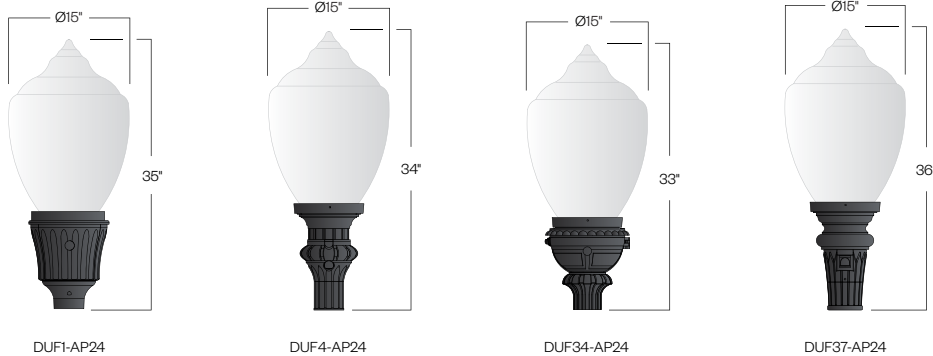
- Cast aluminum Finial (CFIN)
- Twistlock Photocell (TW-PCL)
- 7 pin integrated receptacle (7IR)
- Controls Capable Harness (CCH)

AP24  
LED UTILITY



PROJECT:

TYPE:



Ordering Information:

Model	Diffuser Material-Color	LED System	Light Distribution	CCT	Driver Output	Finish	Option
DUF1-AP24 DUF4-AP24 DUF34-AP24 DUF37-AP24	PC-CL PC-WH DR-CL	AVI2	AS SY SO	27 30 40	500M 700M 1200M	BLK CLB GBZ GRN GTB TBK TGR Custom	CFIN TW-PCL 7IR CCH

See next page for more complete ordering options



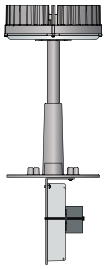

5 year limited warranty  
AMERLUX LED



Part String

Example: DUF1-AP24/PC-CL/AVI-SY-3H/BLK

LED Options (**bold** indicates ordering code)

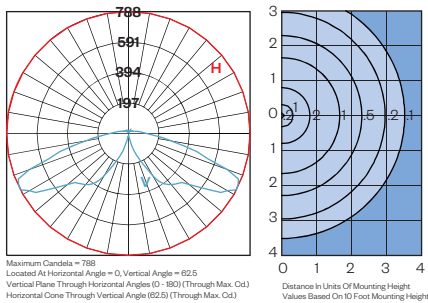
LED System	Driver Output	System Watts	Light Distribution	CCT	Engine Only Lumens	Engine Only LPW	DLC Globe Lumens	DLC Globes LPW
  	<b>500M</b> (500mA)	27W	<b>SY</b> (Symmetric)	<b>27</b> (2,700K)	3,030 lm	112	2,270 lm	84
				<b>30</b> (3,000K)	3,120 lm	116	2,880 lm	107
				<b>40</b> (4,000K)	3,420 lm	126	3,150 lm	117
			<b>AS</b> (Asymmetric)	<b>27</b> (2,700K)	2,910 lm	108	2,200 lm	81
				<b>30</b> (3,000K)	3,000 lm	111	2,770 lm	103
				<b>40</b> (4,000K)	3,140 lm	116	2,900 lm	107
			<b>SO</b> (Street Optic)	<b>27</b> (2,700K)	2,980 lm	110	2,440 lm	82
				<b>30</b> (3,000K)	3,060 lm	113	2,830 lm	105
				<b>40</b> (4,000K)	3,220 lm	119	2,980 lm	110
	<b>700M</b> (700mA)	38W	<b>SY</b>	<b>27</b> (2,700K)	4,120 lm	109	3,100 lm	81
				<b>30</b> (3,000K)	4,240 lm	112	3,870 lm	103
				<b>40</b> (4,000K)	4,640 lm	123	4,240 lm	112
			<b>AS</b>	<b>27</b> (2,700K)	3,790 lm	100	2,990 lm	60
				<b>30</b> (3,000K)	3,900 lm	103	3,610 lm	96
				<b>40</b> (4,000K)	4,090 lm	108	3,780 lm	100
			<b>SO</b>	<b>27</b> (2,700K)	4,010 lm	106	3,290 lm	86
				<b>30</b> (3,000K)	4,130 lm	109	3,820 lm	101
				<b>40</b> (4,000K)	4,330 lm	115	4,010 lm	106
	<b>1200M</b> (1200mA)	68W	<b>SY</b>	<b>27</b> (2,700K)	6,110 lm	90	*	*
				<b>30</b> (3,000K)	7,260 lm	107	6,720 lm	99
				<b>40</b> (4,000K)	7,530 lm	111	6,970 lm	103
			<b>AS</b>	<b>27</b> (2,700K)	5,690 lm	84	*	*
				<b>30</b> (3,000K)	6,990 lm	103	6,470 lm	96
				<b>40</b> (4,000K)	7,320 lm	108	6,770 lm	100
<b>SO</b>			<b>27</b> (2,700K)	5,820 lm	86	*	*	
			<b>30</b> (3,000K)	7,140 lm	106	6,610 lm	98	
			<b>40</b> (4,000K)	7,500 lm	111	6,940 lm	103	

Approximate lumens delivered from raw light engine.

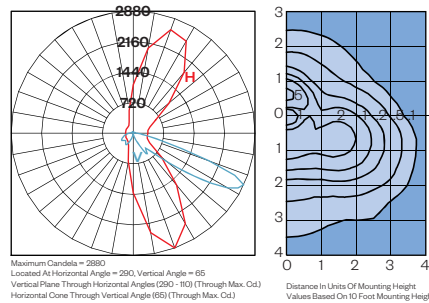
\*These models are not DLC listed.

Photometry

AP24PC-CL-AVI2-700M-SY-27



AP24PC-CL-AVI2-700MA-SO-27



AP24PC-CL-AVI2-700M-AS-27

