

AR20 LED SERIES LUMINAIRE

U.4.24.18

DESCRIPTION:

Lighting for exterior retail, commercial and hospitality environments. The AR20 Series consists of a decorative acorn combined with one of several styles of cast aluminum fitters. Powered by Amerlux's patented AVISTA® LED system with options for intensity, distribution and color.

INSTALLATION:

The luminaire will mount to a 3" OD post or tenon with 5/16" black oxide coated stainless steel set screws to ensure a solid connection. The diffuser will be held to the fitter by (4) 1/4-20" black oxide coated stainless steel captive set screws.

ETL listed, suitable for wet locations.

ELECTRICAL:

- Over voltage and short circuit protected driver
- Series connected 10kV/20kA surge protector
- Automatic AC incoming voltage sensing (120-277v)
- Over voltage and short circuit protection
- 0-10v dimming

DIFFUSER CHOICES:

- Clear Textured Polycarbonate (**PC-CL**)
- White Textured Polycarbonate (**PC-WH**)
- Clear Textured DR Acrylic (**DR-CL**)

FINISH:

Durable thermoset polyester powdercoat finish in the following:

- Satin Black (**BLK**)
- Classic Bronze (**CLB**)
- Gloss Textured Bronze (**GBZ**)
- Green (**GRN**)
- Gloss Textured Black (**GTB**)
- Textured Black (**TBK**)
- Gloss Textured Green (**TGR**)

DISTRIBUTION:

- Symmetric (**SY**)
- Asymmetric (**AS**)
- Street Optic (**SO**)

LED Board Drive Current:

- 500ma (**500M**)
- 700ma (**700M**)
- 1200ma (**1200M**)

CCT:

- 2,700K (**27**)
- 3,000K (**30**)
- 4,000K (**40**)

L70:

50,000+

ACCESSORIES:

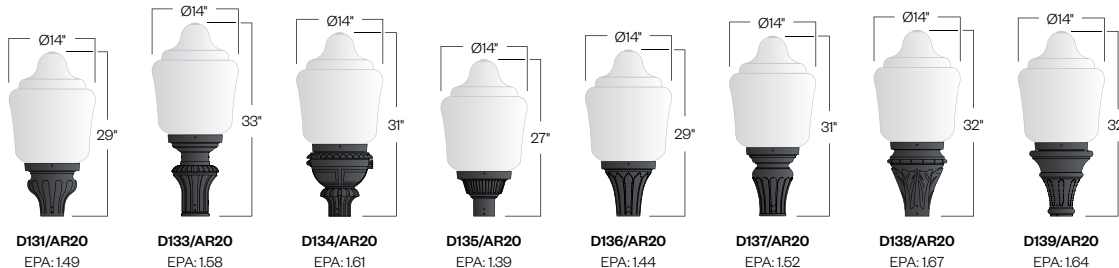
- Cast aluminum Finial (**CFIN**)
- Dusk-to-dawn Photocell (**PCL**)

AR20
LED



PROJECT:

TYPE:



Ordering Information:

Model	Diffuser Material-Color	LED System	Light Distribution	CCT	Driver Output	Finish	Option
D131/AR20 D133/AR20 D134/AR20 D135/AR20 D136/AR20 D137/AR20 D138/AR20 D139/AR20	PC-CL PC-WH DR-CL	AVI2	AS SY SO	27 30 40	500M 700M 1200M	BLK CLB GBZ GRN GTB TBK TGR Custom	CFIN PCL

See next page for more complete ordering options



Electrostatic sensitive device.
observe precautions for handling

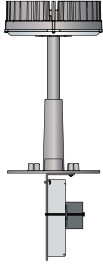

5 year limited warranty
AMERLUX LED



Part String

Example: D131/AR20PC-CL/AVI2-AS-30-500M/BLK

LED Options (**bold** indicates ordering code)

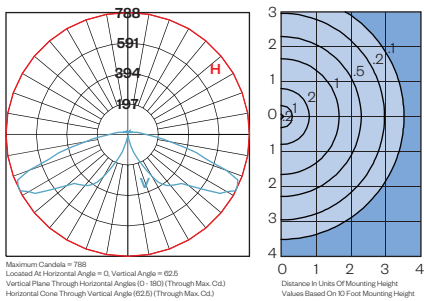
LED System	Driver Output	System Watts	Light Distribution	CCT	Engine Only Lumens	Engine Only LPW	DLC Globe Lumens	DLC Globes LPW
 	500M (500mA)	27W	SY (Symmetric)	27 (2,700K)	3,030 lm	112	2,270 lm	84
				30 (3,000K)	3,120 lm	116	2,880 lm	107
				40 (4,000K)	3,420 lm	126	3,150 lm	117
			AS (Asymmetric)	27 (2,700K)	2,910 lm	108	2,200 lm	81
				30 (3,000K)	3,000 lm	111	2,770 lm	103
				40 (4,000K)	3,140 lm	116	2,900 lm	107
			SO (Street Optic)	27 (2,700K)	2,980 lm	110	2,440 lm	82
				30 (3,000K)	3,060 lm	113	2,830 lm	105
				40 (4,000K)	3,220 lm	119	2,980 lm	110
	700M (700mA)	38W	SY	27 (2,700K)	4,120 lm	109	3,100 lm	81
				30 (3,000K)	4,240 lm	112	3,870 lm	103
				40 (4,000K)	4,640 lm	123	4,240 lm	112
			AS	27 (2,700K)	3,790 lm	100	2,990 lm	60
				30 (3,000K)	3,900 lm	103	3,610 lm	96
				40 (4,000K)	4,090 lm	108	3,780 lm	100
			SO	27 (2,700K)	4,010 lm	106	3,290 lm	86
				30 (3,000K)	4,130 lm	109	3,820 lm	101
				40 (4,000K)	4,330 lm	115	4,010 lm	106
	1200M (1200mA)	68W	SY	27 (2,700K)	6,110 lm	90	*	*
				30 (3,000K)	7,260 lm	107	6,720 lm	99
				40 (4,000K)	7,530 lm	111	6,970 lm	103
			AS	27 (2,700K)	5,690 lm	84	*	*
				30 (3,000K)	6,990 lm	103	6,470 lm	96
				40 (4,000K)	7,320 lm	108	6,770 lm	100
SO			27 (2,700K)	5,820 lm	86	*	*	
			30 (3,000K)	7,140 lm	106	6,610 lm	98	
			40 (4,000K)	7,500 lm	111	6,940 lm	103	

DLC listing applies to the Light Engine only.

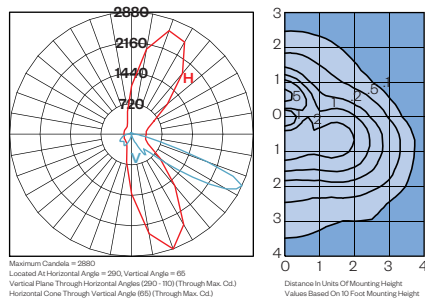
*These models are not DLC listed.

Photometry

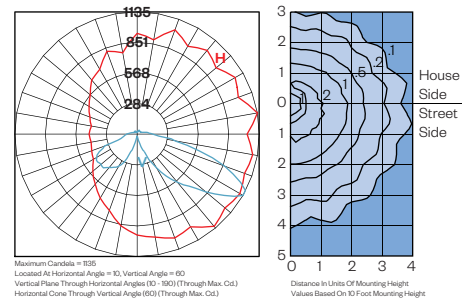
AR20PC-CL-AVI2-700M-SY-27



AR20PC-CL/AVI2-700MA-SO-27



AR20PC-CL/AVI2-700M-AS-27



Accessories



Shown with finial
(D138/AR20/CFIN)