

ASR26 LED SERIES LUMINAIRE

U.11.15.18

ASR26
LED

DESCRIPTION:

Lighting for exterior retail, commercial and hospitality environments. The ASR26 Series consists of an efficient Type III (T3) or Type V (T5) refractive acorn combined with one of several styles of cast aluminum fitters. Powered by Amerlux's patented AVISTA® LED system with options for intensity, distribution and color.

INSTALLATION:

The luminaire will mount to a 3" OD post or tenon with 5/16" black oxide coated stainless steel set screws to ensure a solid connection. The diffuser will be held to the fitter by (4) 5/16"-18 black oxide coated stainless steel captive set screws.

ELECTRICAL:

- Over voltage and short circuit protected driver
- Series connected 10kV/20kA surge protector
- Automatic AC incoming voltage sensing (120-277v)
- Over voltage and short circuit protection
- 0-10v dimming

ETL listed, suitable for wet locations.

DIFFUSER CHOICES:

- Acrylic Type III (AC-T3)
- Acrylic Type V (AC-T5)
- Polycarbonate Type III (PC-T3)
- Polycarbonate Type V (PC-T5)

FINISH:

Durable thermoset polyester powdercoat finish in the following:

- Satin Black (BLK)
- Classic Bronze (CLB)
- Gloss Textured Bronze (GBZ)
- Green (GRN)
- Gloss Textured Black (GTB)
- Textured Black (TBK)
- Gloss Textured Green (TGR)

LED Board Drive Current:

- 500ma (500M)
- 700ma (700M)
- 1200ma (1200M)

CCT:

- 2,700K (27)
- 3,000K (30)
- 4,000K (40)

L70:

50,000+

ACCESSORIES:

- Cast aluminum Finial (CFIN)
- Dusk-to-dawn button type photocell (PCL)
- Controls Capable Harness (CCH)



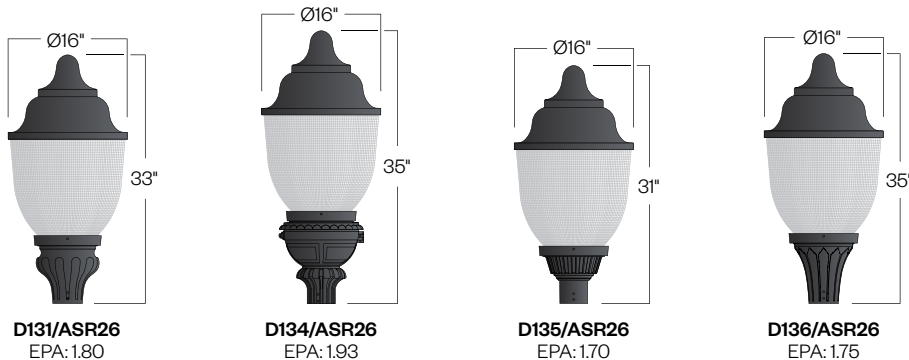
Shown with optional CFIN

PROJECT:

LOCATION:

FIXTURE TYPE:

NOTES:



D131/ASR26
EPA: 1.80

D134/ASR26
EPA: 1.93

D135/ASR26
EPA: 1.70

D136/ASR26
EPA: 1.75



5 year limited warranty
AMERLUX LED



ASR26 LED SERIES LUMINAIRE

ASR26
LED

Ordering Information



Add additional accessories as needed.

1

Model

D131/ASR26

D134/ASR26

D135/ASR26

D136/ASR26

2

Diffuser Choices

AC-T3 - Acrylic Type 3

AC-T5 - Acrylic Type 5

PC-T3 - Polycarbonate Type 3

PC-T5 - Polycarbonate Type 5

3

LED System

AVI2-SY - Symmetric Distribution

4

CCT

27 - 2,700K

30 - 3,000K

40 - 4,000K

5

Drive Current

500M - 500mA

700M - 700mA

1200M - 1200mA

6

Finish

BLK - Satin Black

CLB - Classic Bronze

GBZ - Gloss Textured Bronze

GRN - Green

GTB - Gloss Textured Black

TBK - Textured Black

TGR - Gloss Textured Green

CSTM - Custom

7

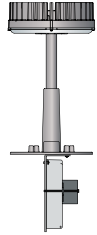
Accessories

CFIN - Cast Aluminum Finial

PCL - Dusk-to-dawn button type photocell

CCH - Controls Capable Harness

Engine Only Performance (bold indicates ordering code)

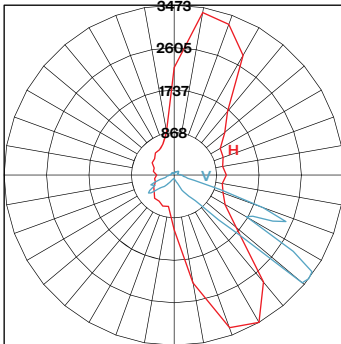


LED System	Driver Output	System Watts	CCT	Engine Only Lumens	Engine Only LPW
AVI2-SY	500M (500mA)	27W	27 (2,700K)	3,030 lm	112
			30 (3,000K)	3,120 lm	116
			40 (4,000K)	3,420 lm	126
	700M (700mA)	38W	27 (2,700K)	4,120 lm	109
			30 (3,000K)	4,240 lm	112
			40 (4,000K)	4,640 lm	123
	1200M (1200mA)	68W	27 (2,700K)	6,110 lm	90
			30 (3,000K)	7,260 lm	107
			40 (4,000K)	7,530 lm	111

Example: D138/AO28/T3/AVI2-SY-27-700M/BLK

Photometry

ASR26-T3-AVI2-700M-SY-40

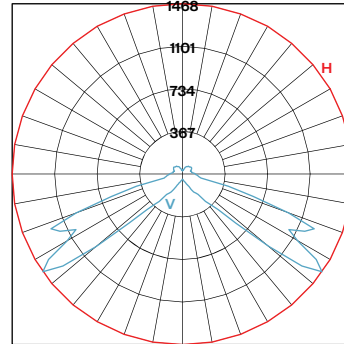


Maximum Candela = 3473
 Located At Horizontal Angle = 300, Vertical Angle = 52.5
 Vertical Plane Through Horizontal Angles (300 - 120) (Through Max. Cd.)
 Horizontal Cone Through Vertical Angle (52.5) (Through Max. Cd.)

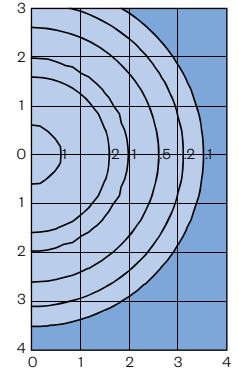


Distance In Units Of Mounting Height
 Values Based On 10 Ft Mounting Height

ASR26-T5-AVI2-700M-SY-40



Maximum Candela = 1468
 Located At Horizontal Angle = 0, Vertical Angle = 55
 Vertical Plane Through Horizontal Angles (0 - 180) (Through Max. Cd.)
 Horizontal Cone Through Vertical Angle (55) (Through Max. Cd.)



Distance In Units Of Mounting Height
 Values Based On 10 Ft Mounting Height