

ASR26 LED SERIES LUMINAIRE

U.5.8.18

DESCRIPTION:

Lighting for exterior retail, commercial and hospitality environments. The ASR26 Series consists of an efficient Type III (T3) or Type V (T5) refractive acorn combined with one of several styles of cast aluminum fitters. Powered by Amerlux's patented AVISTA® LED system with options for intensity, distribution and color.

INSTALLATION:

The luminaire will mount to a 3" OD post or tenon with 5/16" black oxide coated stainless steel set screws to ensure a solid connection. The diffuser will be held to the fitter by (4) 1/4-20" black oxide coated stainless steel captive set screws.

ETL listed, suitable for wet locations.

ELECTRICAL:

- Over voltage and short circuit protected driver
- Series connected 10kV/20kA surge protector
- Automatic AC incoming voltage sensing (120–277v)
- Over voltage and short circuit protection
- 0-10v dimming

DIFFUSER CHOICES:

- Acrylic Type III (**AC-T3**)
- Acrylic Type V (**AC-T5**)
- Polycarbonate Type III (**PC-T3**)
- Polycarbonate Type V (**PC-T5**)

FINISH:

Durable thermoset polyester powdercoat finish in the following:

- Satin Black (**BLK**)
- Classic Bronze (**CLB**)
- Gloss Textured Bronze (**GBZ**)
- Green (**GRN**)
- Gloss Textured Black (**GTB**)
- Textured Black (**TBK**)
- Gloss Textured Green (**TGR**)

LED BOARD DRIVE CURRENT:

- 500ma (**500M**)
- 700ma (**700M**)
- 1200ma (**1200M**)

CCT:

- 2,700K (**27**)
- 3,000K (**30**)
- 4,000K (**40**)

L70:

50,000+

ACCESSORIES:

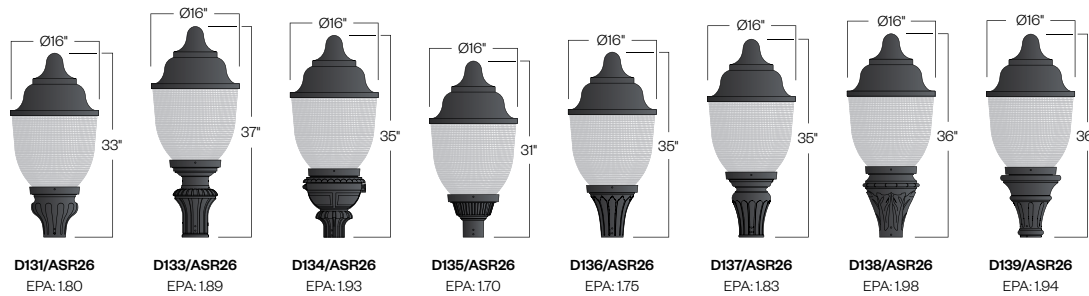
- Cast aluminum Finial (**CFIN**)
- Dusk-to-dawn Photocell (**PCL**)

ASR26
LED



PROJECT:

TYPE:



Ordering Information:

Model	Diffuser Material	Lens Distribution	LED System	CCT	Driver Output	Finish	Accessory
D131/ASR26						BLK	
D133/ASR26						CLB	
D134/ASR26						GBZ	
D135/ASR26	AC	T3	AVI2-SY	27	500M	GRN	CFIN
D136/ASR26	PC	T5		30	700M	GTB	PCL
D137/ASR26				40	1200M	TBK	
D138/ASR26						TGR	
D139/ASR26						Custom	

See next page for light engine performance



5 year limited warranty
AMERLUX LED



Part String

Example: D131/ASR26PC-T5/AVI2-SY-30-700M/BLK

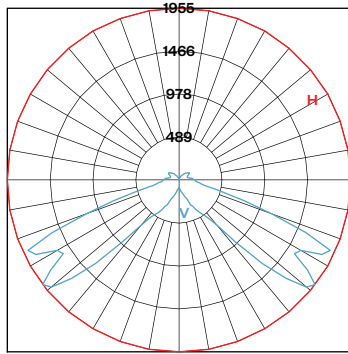
LED Options (**bold** indicates ordering code)

LED System	Driver Output	System Watts	CCT	Engine Only Lumens	Engine Only LPW
AVI2-SY	500M (500mA)	27W	27 (2,700K)	3,030 lm	112
			30 (3,000K)	3,120 lm	116
			40 (4,000K)	3,420 lm	126
	700M (700mA)	38W	27 (2,700K)	4,120 lm	109
			30 (3,000K)	4,240 lm	112
			40 (4,000K)	4,640 lm	123
	1200M (1200mA)	68W	27 (2,700K)	6,110 lm	90
			30 (3,000K)	7,260 lm	107
			40 (4,000K)	7,530 lm	111

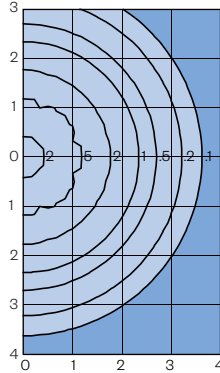
Example: D138/AO28/T3/AVI2-SY-27-700M/BLK

Photometry

AO28-T5-AVI2-1200M-SY-40



Maximum Candela = 1955
 Located At Horizontal Angle = 0, Vertical Angle = 52.5
 #1 - Vertical Plane Through Horizontal Angles (0 - 180) (Through Max Cd)
 #2 - Horizontal Cone Through Vertical Angle (52.5) (Through Max Cd)



Distance In Units Of Mounting Height
 Values Based On 10 Ft Mounting Height

Accessories



Shown with slotted band
 with rosettes, and finial
(D138/ASR26/SB-FW/CFIN)