

DU730AO SERIES LED UTILITY LUMINAIRE

U.10.17.18

DU730AO
LED UTILITY

DESCRIPTION:

Lighting for exterior retail, commercial and hospitality environments. The DU730 Series consists of an efficient Type III (T3) or Type V (T5) refractive lens combined with one of several styles of cast aluminum fitters. The spun aluminum hood minimizes light in the upper hemisphere. Powered by Amerlux's patented AVISTA® LED system with options for intensity, distribution and color.

INSTALLATION:

The luminaire will mount to a 3" OD post or tenon with 5/16" black oxide coated stainless steel set screws to ensure a solid connection. The diffuser will be held to the fitter by (4) 1/4-20" black oxide coated stainless steel captive set screws.

ELECTRICAL:

- Over voltage and short circuit protected driver
- Series connected 10kV/20kA surge protector
- Automatic AC incoming voltage sensing (120-277v)
- Over voltage and short circuit protection
- 0-10v dimming

ETL listed, suitable for wet locations.

DIFFUSER CHOICES:

- Acrylic Type III (**AC-T3**)
- Acrylic Type V (**AC-T5**)
- Polycarbonate Type III (**PC-T3**)
- Polycarbonate Type V (**PC-T5**)

LED BOARD DRIVE CURRENT:

- 500ma (**500M**)
- 700ma (**700M**)
- 1200ma (**1200M**)

FINISH:

Durable thermoset polyester powdercoat finish in the following:

- Satin Black (**BLK**)
- Classic Bronze (**CLB**)
- Gloss Textured Bronze (**GBZ**)
- Green (**GRN**)
- Gloss Textured Black (**GTB**)
- Textured Black (**TBK**)
- Gloss Textured Green (**TGR**)

CCT:

- 2,700K (**27**)
- 3,000K (**30**)
- 4,000K (**40**)

L70:

50,000+

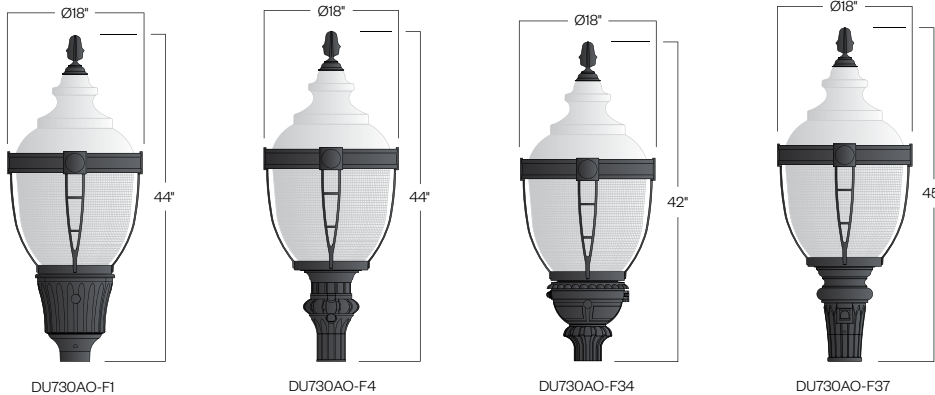
ACCESSORIES:

- Twistlock Photocell (**TW-PCL**)



PROJECT:

TYPE:



Ordering Information:

Model	Diffuser Material	Lens Distribution	LED System	CCT	Driver Output	Finish	Accessory
DU730AO-F1 DU730AO-F4 DU730AO-F34 DU730AO-F37	AC PC	T3 T5	AVI2-SY	27 30 40	500M 700M 1200M	BLK CLB GBZ GRN GTB TBK TGR Custom	TW-PCL

See next page for light engine performance



Electrostatic sensitive device.
observe precautions for handling

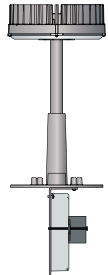
5 year limited
warranty
AMERLUX LED



Part String

Example: D730AO-F1/PC-T3/AVI2-30-700M/BLK

Engine Only Performance (**bold** indicates ordering code)

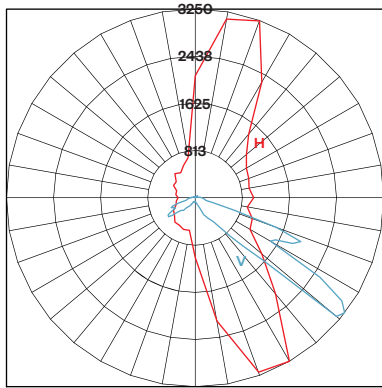


LED System	Driver Output	System Watts	CCT	Engine Only Lumens	Engine Only LPW
AVI2-SY	500M (500mA)	27W	27 (2,700K)	3,030 lm	112
			30 (3,000K)	3,120 lm	116
			40 (4,000K)	3,420 lm	126
	700M (700mA)	38W	27 (2,700K)	4,120 lm	109
			30 (3,000K)	4,240 lm	112
			40 (4,000K)	4,640 lm	123
	1200M (1200mA)	68W	27 (2,700K)	6,110 lm	90
			30 (3,000K)	7,260 lm	107
			40 (4,000K)	7,530 lm	111

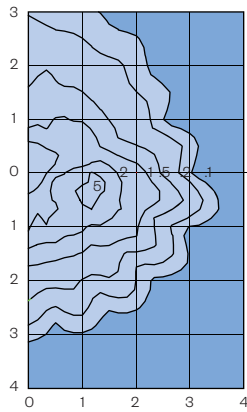
Example: D738/AC-T3/AVI2-SY-27-700M/BLK

Photometry

D73x-T3-AVI2-SY-40-700M

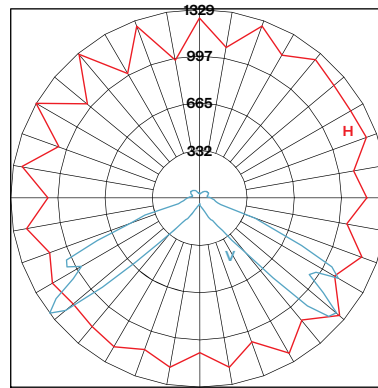


Maximum Candela = 3250
 Located At Horizontal Angle = 300, Vertical Angle = 52.5
 Vertical Plane Through Horizontal Angles (300 - 120) (Through Max. Cd.)
 Horizontal Cone Through Vertical Angle (52.5) (Through Max. Cd.)

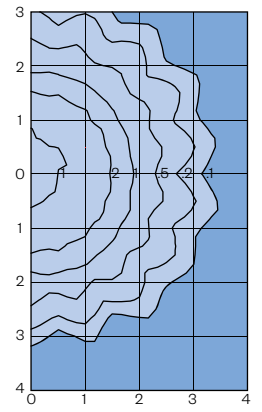


Distance In Units Of Mounting Height
 Values Based On 10 Foot Mounting Height

D73x-T5-AVI2-SY-40-700M



Maximum Candela = 1329
 Located At Horizontal Angle = 150, Vertical Angle = 52.5
 Vertical Plane Through Horizontal Angles (150 - 330) (Through Max. Cd.)
 Horizontal Cone Through Vertical Angle (52.5) (Through Max. Cd.)



Distance In Units Of Mounting Height
 Values Based On 10 Foot Mounting Height