

QUICK GRID

2" x 2" OR 2" x 4"

QG-II
2X2 OR 2X4

APPLICATIONS:


Create a beam ceiling effect to provide people scale in high ceiling spaces.
Ideal for floral and produce areas

LABELING:



NOTE:

Track sections include multiple circuit or single circuit track. Live End is installed at each end for field wiring flexibility. Suspension is required at all connectors with aircraft cable or threaded rod.



CONSTRUCTION:

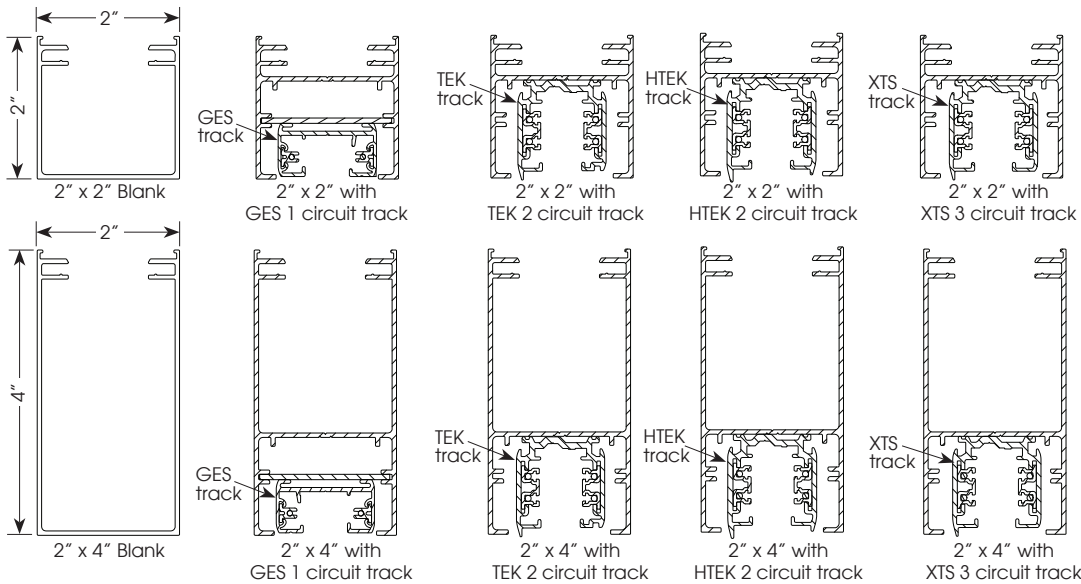
Extruded aluminum housing
Choice of 2"x2" or 2"x4" profile
Powder coat paint, available in over 200 finishes

MOUNTING:

Aircraft cable, stem mount or threaded rod suspension
Max. 8' O.C. suspension points

PROJECT:

TYPE:



ELECTRICAL

Track sections:
Multiple circuit track, 120v or 277v
Single circuit, 120v
20 amps per circuit

ORDERING INFORMATION:

GRID LAYOUTS									
Track Sections	Model 2"x2"	Model 2"x4"	Finish	Track (TRK)	Track Finish	Blank Sections	Model 2"x2"	Model 2"x4"	Finish
2' nominal	QG-II-2X2-TRK-2'	QG-II-2X4-TRK-2'	1 - gray	GES - 1 cir, 120v	1 - natural	2' nominal	QG-II-2X2-B-2'	QG-II-2X4-B-2'	1 - gray
4' nominal	QG-II-2X2-TRK-4'	QG-II-2X4-TRK-4'	2 - black	TEK - 2 cir/2 neut., 120v	aluminum	4' nominal	QG-II-2X2-B-4'	QG-II-2X4-B-4'	2 - black
6' nominal	QG-II-2X2-TRK-6'	QG-II-2X4-TRK-6'	3 - white	XTS - 3 cir, 120v	2 - black	6' nominal	QG-II-2X2-B-6'	QG-II-2X4-B-6'	3 - white
8' nominal	QG-II-2X2-TRK-8'	QG-II-2X4-TRK-8'		HTEK - 2 cir/2 neut., 277v	3 - white	8' nominal	QG-II-2X2-B-8'	QG-II-2X4-B-8'	

(TRK = track)

(B = blank)

STRAIGHT RUNS

	Model 2"x2" (specify overall length)	Finish	Track (TRK) (for track only)	Track Finish	Model 2"x4" (specify overall length)	Finish	Track (TRK) (for track only)	Track Finish
Track only:	QG-II-2X2-TRK-_____ ft.	1 - gray	GES - 1 cir, 120v	1 - natural	QG-II-2X4-TRK-_____ ft.	1 - gray	GES - 1 cir, 120v	1 - natural
Blank only:	QG-II-2X2-B-_____ ft.	2 - black	TEK - 2 cir/2 neut., 120v	aluminum	QG-II-2X4-B-_____ ft.	2 - black	TEK - 2 cir/2 neut., 120v	aluminum
		3 - white	XTS - 3 cir, 120v	2 - black		3 - white	XTS - 3 cir, 120v	2 - black
			HTEK - 2 cir/2 neut., 277v	3 - white			HTEK - 2 cir/2 neut., 277v	3 - white

Example: QG-II-2X2-TRK-2'-3

Cat #:

Amerlux reserves the right to change details that do not affect overall function and performance.



QUICK GRID

2" x 2" OR 2" x 4"



TYPE:

QG-II
2X2 OR 2X4



ACCESSORY ITEMS:

CONNECTORS

Blind Splice Bracket
90° Connector
T Connector
X Connector
Starter Bracket

2"X2" PART #

QG-II-2X2-C
QG-II-2X2-90
QG-II-2X2-T
QG-II-2X2-X
QG-II-2X2-S

2"X4" PART #

QG-II-2X4-C
QG-II-2X4-90
QG-II-2X4-T
QG-II-2X4-X
QG-II-2X4-S

FINISH

1 - gray
2 - black
3 - white

AIRCRAFT CABLE SETS

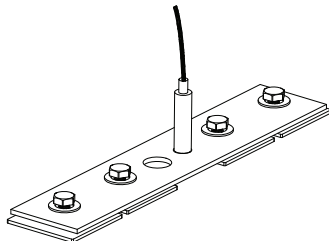
10' Cable w/Plastic Canopy
20' Cable w/Plastic Canopy

PART #

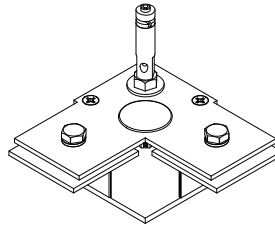
AC-10
AC-20

Metal canopy with 12/5 white cord

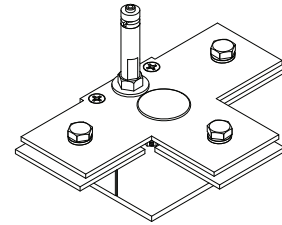
CN-12/5



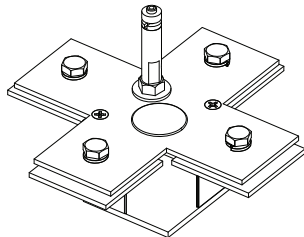
Blind Splice Bracket



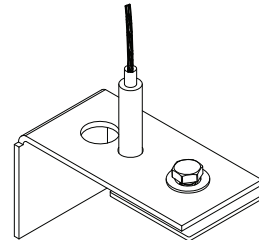
90° connector



T Connector



X Connector



Starter Bracket

NOTE:

FOR STRAIGHT RUNS:

Suspension to be at beginning and end of run and at all blind splice connections. Order AC-10 or AC-20 as required. Order straight runs by overall length. Maximum length per individual section will be 8 feet.

For straight runs of track, a live end is provided at beginning of run, a dead end is provided at end of run and straight connectors are provided at all blind splice connections.

For mixed runs of track and blank sections,, provide layout sketch. Amerlux will create drawing and provide bill of materials.