

CONTOUR VERTICAL 3X3

TRACK LED

CNTRV33
LED

APPLICATION:

Retail & commercial accent & display lighting

CONSTRUCTION:

Extruded aluminum ballast housing and heat sink
Stamped aluminum end plates
Formed steel wire cover
Powder coat paint, available in over 200 finishes

ELECTRICAL:

Electronic constant current LED driver
120v or 277v input
Dimming down to less than 20%, available on 120v only with ELV (reverse phase) dimming equipment, consult factory for approved device list

This product complies with IEEE C62.41 for surge endurance up to 2.5KV. Amerlux® recommends using additional surge protection with this unit (supplied by others), surge damage is not covered by warranty.


OPTICS:

LED cluster
Color Temp: 2700K, 3000K, 3500K, 4000K
CRI: 85
Binning: 3 MacAdam (SDMC)
Life: 50,000 hrs
Lumen Maintenance: >70% of initial lumens @ 50,000 hrs
Lumen Output (@ 2700K): 1164 typ Narrow Flood, 1103 typ Medium Flood, 1044 typ Flood 1006 typ Wide Flood
0-90° tilt, 360° rotation
Beam Options: Narrow Flood 16°, Medium Flood, 24°, Flood 30°, Wide Flood 45°, Very Wide Flood 60°

MOUNTING:

Track, canopy and busway
Note: Ceiling mounted track only

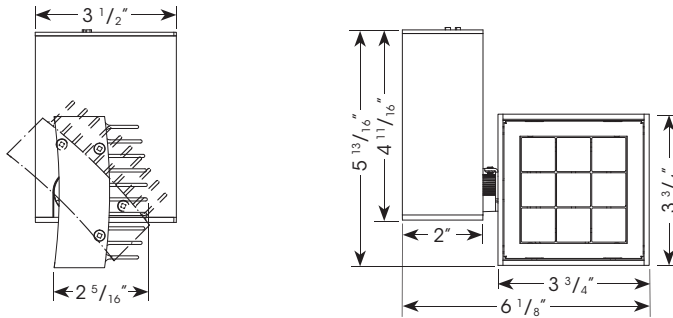
LABELING:

 Approved to UL standards as tested by CSA
For indoor use only



PROJECT:

TYPE:



ELECTRICAL

Driver	System Watts*	Amps
Electronic 120v	17	.14
277v	17	.06

Class 2 constant current driver, 600 mA

ORDERING INFORMATION:

Model	Wattage	Lamp Type	Driver	Finish	Mounting	Voltage	Beam Spread	Color Temp	Options
CNTRV33	17	LED	E - electronic	WT - white texture BT - black texture ST - silver texture — - (other RAL)	TN1 - Global GES 1cir/H-Style, 120v TEK - Global TEK 2cir/2neut, 120v TN3 - Global XTS 3cir, 120v TN2 - Global HTEK 2cir/2neut, 277v CT - J-Style LOL - L-Style LLAB - Lifelab Bus Run, 120v B - busway C - canopy CCL2 - C-clamp with SCP - straight cord, 6' CCP - coil cord, 5'	120 277	NF* - narrow flood, 16° MFL* - medium flood, 24° FL* - flood, 30° WF - wide flood, 45° VWF - very wide flood, 60° SL - linear spread lens, 12° x 48° WW - wall wash, 90° x 60°	2700 3000 3500 4000	DIM-ELV - ELV dimming (120v only) Snoot (accepts up to 2 forms of light control media) SN - snoot 1", specify WT, BT, ST finish Light Control Media (requires snoot) CB - cross blade 1/2" deep, 9 cell, black (B) finish standard HEX - hexcell louver, 1/8" x 1/8" SPR - prismatic spread lens (use only with NF, FL) LSPR - linear spread lens (do not use if SL beam spread is specified)

*Title 24 Compliant

Example: CNTRV33-17-LED-E-WT-TN1-120-NF-3000

Cat #:



(see next page for details)



(see page 4)

Title 24
Compliant



(see website for details)

Amerlux reserves the right to change details that do not affect overall function and performance.

QUICKSHIP CONTOUR VERTICAL 3X3

TRACK LED

CNTRV33
LED

Amerlux® QuickShip makes it possible not only to keep up with expectations, but to keep ahead of them. We help enhance your competitive edge, ensuring you can start installation more quickly than you thought possible.

We can ship within 5-10 business days of your Amerlux QuickShip order, depending upon the selection.

- **QuickShip must be clearly marked on all P.O.'s.**
- **Must note on P.O. if requesting frames ship first.**
- **Standard shipping terms apply.**
- **See terms & conditions below.**

Quantity: 250 pieces or less
5 days



PROJECT:

TYPE:

QUICKSHIP ORDERING INFORMATION:

Model	Wattage	Lamp Type	Driver	Finish	Mounting	Voltage	Beam Spread	Color Temp	Options/ Accessories
CNTRV33	17	LED	E - electronic	WT - white texture BT - black texture	TN1 - Global GES 1 cir/ H-style, 120v CT - J-style LOL - L-style	120 277	NF - narrow flood, 16° MFL - medium flood, 24° FL - flood, 30° WF - wide flood, 45° VWF - very wide flood, 60°	<u>83 CRI</u> 3000 3500	DIM-ELV - ELV dimming (120v only)

Complete **QuickShip** Example: CNTRV33-17-LED-E-WT-TN1-120-NF-3000-DIM-ELV

Cat #:

Terms & Conditions

1. For QuickShip processing, please submit QuickShip items on separate purchase order and indicate "QuickShip" on order.
2. Configurations outside of what is displayed on the QuickShip program are not available under the QuickShip lead times.
3. Please contact Customer Support to process orders with quantities larger than those listed.
4. Orders will be entered within 24 hours of receipt of a clean purchase order. Lead times are calculated by business days from time of sales order confirmation. Orders will ship within QuickShip lead times or sooner.
5. Change orders and order cancellations cannot be processed after sales order confirmation is generated.
6. For freight allowed (greater than \$3,000), order will ship complete based on longest lead time item. Please indicate on PO if Partial Shipments are approved and indicate freight method. For partial shipments under \$3,000, customer will be invoiced for freight.
7. All Lead times indicate when the fixture ships from Amerlux®. Arrival at destination is contingent upon carrier.

Expedite your orders by providing:

- Separate purchase order noting "QuickShip Program"
- Complete and accurate configurations
- Accurate pricing, quote number, shipping and contact information

Amerlux reserves the right to modify this program at any time.

CONTOUR VERTICAL 3X3

TRACK LED

CNTRV33
LED



TYPE:

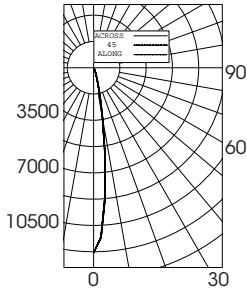


FIXTURE DATA:

Complete photometric data (ies format) available upon request.

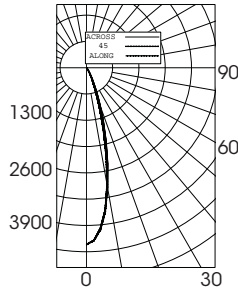
17W LED 2700K

NARROW FLOOD 16° DISTRIBUTION
LTL # 227411



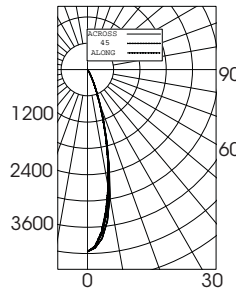
Candelas at Nadir	
Deg	Candela
0	12319
5	8613
15	1016
25	179
35	39
45	17

MEDIUM FLOOD 24° DISTRIBUTION
LTL # 227413



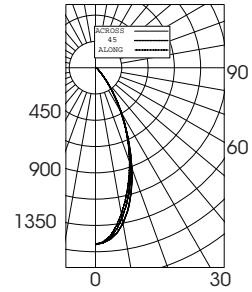
Candelas at Nadir	
Deg	Candela
0	4374
5	4028
15	1710
25	321
35	69
45	26

FLOOD 30° DISTRIBUTION
LTL # 227412



Candelas at Nadir	
Deg	Candela
0	4155
5	3702
15	1620
25	327
35	60
45	25

WIDE FLOOD 45° DISTRIBUTION
LTL # 227414

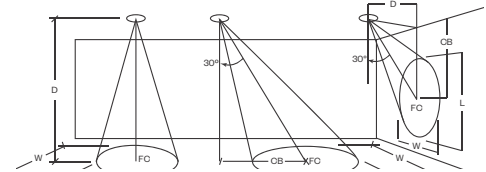


Candelas at Nadir	
Deg	Candela
0	1512
5	1444
15	1066
25	638
35	258
45	67

APPLICATION DATA:

Notes and Definitions:

Beam spread is to 50% center beam candlepower (CBCP).
 D=Distance to floor or wall.
 FC=Footcandles on floor or wall at center beam aiming location.
 L=Effective Visual Beam length in feet (50% of maximum footcandle level).
 W=Effective Visual Beam width in feet (50% of maximum footcandle level).
 CB=Distance across or down to center beam location.



	0° Aiming Angle Horizontal Footcandles				30° Aiming Angle Horizontal Footcandles					30° Aiming Angle Vertical Footcandles					60° Aiming Angle Vertical Footcandles				
	D	FC	L	W	D	FC	L	W	CB	D	FC	L	W	CB	D	FC	L	W	CB
NARROW FLOOD	5.0'	301	1.6	1.7	5.0'	222	2.1	1.8	3.0	3.0'	150	2.9	1.8	5.0	3.0'	410	1.6	1.4	2.0
	7.5'	173	2.2	2.3	7.5'	125	2.7	2.5	4.0	4.0'	92	3.8	2.3	6.0	4.0'	299	1.9	1.6	2.0
	10.0'	108	2.8	2.9	10.0'	71	3.6	3.2	6.0	5.0'	64	4.4	2.7	8.0	5.0'	222	2.1	1.8	3.0
	12.5'	72	3.5	3.4	12.5'	49	4.2	3.8	7.0	6.0'	45	5.3	3.1	9.0	6.0'	159	2.5	2.2	3.0
MEDIUM FLOOD	5.0'	158	2.4	2.5	5.0'	106	3.0	2.8	3.0	3.0'	83	3.4	2.4	4.0	3.0'	243	2.1	1.8	2.0
	7.5'	76	3.3	3.5	7.5'	53	4.2	3.9	4.0	4.0'	48	4.5	3.2	5.0	4.0'	170	2.3	2.3	2.0
	10.0'	44	4.4	4.6	10.0'	30	5.5	5.1	5.0	5.0'	32	5.6	3.8	7.0	5.0'	107	3.0	2.8	3.0
	12.5'	28	5.6	5.7	12.5'	20	6.9	6.4	6.0	6.0'	23	6.7	4.6	8.0	6.0'	80	3.4	3.1	3.0
FLOOD	5.0'	149	2.4	2.5	5.0'	100	3.0	2.8	3.0	3.0'	77	3.5	2.5	4.0	3.0'	230	2.1	1.8	2.0
	7.5'	72	3.4	3.5	7.5'	50	4.1	3.9	4.0	4.0'	45	4.7	3.2	5.0	4.0'	161	2.3	2.3	2.0
	10.0'	41	4.4	4.6	10.0'	28	5.5	5.2	5.0	5.0'	29	5.8	4.0	7.0	5.0'	101	3.0	2.8	3.0
	12.5'	27	5.5	5.7	12.5'	18	6.9	6.5	6.0	6.0'	21	6.9	4.7	8.0	6.0'	76	3.4	3.2	3.0
WIDE FLOOD	5.0'	62	3.5	3.6	5.0'	44	4.1	3.9	2.0	3.0'	43	3.9	3.1	3.0	3.0'	108	2.7	2.6	1.0
	7.5'	28	5.2	5.4	7.5'	20	6.1	6.0	3.0	4.0'	25	5.0	4.2	4.0	4.0'	70	3.3	3.3	2.0
	10.0'	16	6.9	7.2	10.0'	11	8.1	8.0	4.0	5.0'	16	6.3	5.3	5.0	5.0'	45	4.1	4.0	2.0
	12.5'	10	8.8	9.1	12.5'	7	10.4	10.3	5.0	6.0'	11	7.7	6.5	6.0	6.0'	31	5.0	4.9	3.0

CONTOUR VERTICAL 3X3

TRACK LED

CNTRV33
LED



TYPE:



ENERGY STAR APPROVED MODEL NUMBERS:



Certificate of Conformance

Energy Efficiency Certification

UL conducted an independent evaluation on behalf of:

Amerlux Global Lighting Solutions

178 Bauer Dr., Oakland, NJ 07436

for the following products:

Indoor Directional Luminaires

Brand: Amerlux

Model Name: Contour

Model Number: CNTRV33-17-LED-
E-XX-YYY-120/277-ZZ-3000-TTT

Additional Model Numbers:
CNTRV33-17-LED-E-XX-YYY-
120/277-ZZ-3500-TTT, CNTRV33-17-
LED-E-XX-YYY-120/277-ZZ-4000-TTT

This product meets all of the necessary
qualifications pursuant to:

ENERGY STAR® Program Requirements for
Luminaires, Version 2.0



Energy Verified

2016-08-09

Certification Date

N/A

Certification Revision Date

Issued by

11349407

UL Product Number

00-VS-F0418, Version 2.0, This is to certify that representative samples of the Certified Product(s) listed above have been investigated by UL to the Standard(s) indicated on this certificate, in accordance with the UL Global Services Agreement and the EEC Terms & Conditions ("Agreement"). The Certificate Holder is entitled to use the UL Energy Verified Mark for the Certified Product(s) listed on the certificate and manufactured at the production site(s) covered by the UL Test Report, in accordance with the terms of the Agreement. This Certificate shall remain valid unless a Standard identified on this Certificate is amended or withdrawn prior to that date or these is a non-compliance with the Agreement.