

CYLINDRIX® III VERTICAL

LED TRACK HEAD

C3TV-A14
LED

APPLICATION:

Retail, supermarket and commercial accent & display lighting

CONSTRUCTION:

Die-cast aluminum heat sink and optic housing
Powder coat paint, custom colors available, consult factory
Passive cooling

ELECTRICAL:

Electronic constant current LED driver
120v or 277v input

ELV and Triac dimming standard, 120v or 277v.

This product complies with IEEE C62.41 for surge endurance up to 2.5KV. Amerlux® recommends using additional surge protection with this unit (supplied by others), surge damage is not covered by warranty.

MOUNTING:

Track, canopy, c-clamp and busway

Note: Ceiling mounted track only

OPTICS:

LED cluster

Color Temp Options: 2700K, 3000K, 3500K, 4000K

CRI: 83 typ. (2700K, 3000K, 3500K, 4000K)

90+ typ. (2700K, 3000K)

CrispWhite LED available

R9 Values: 11 (83CRI), 55 (90+CRI)

Life: 50,000 hrs

Lumen Maintenance: >70% of initial lumens @ 50,000 hrs

Lumen Output (31w): NSP 2,426; SP 2,345; FL 2,227; WF 2,264

CBCP (31w): NSP 34,180; SP 18,677; FL 8,683; WF 4,223

LPW: Up to 79 lpw

0-90° tilt, 360° rotation

Beam options: Narrow Spot 10°, Spot 15°, Flood 25°, Wide Flood 40°

Field interchangeable spun aluminum reflectors

LABELING:

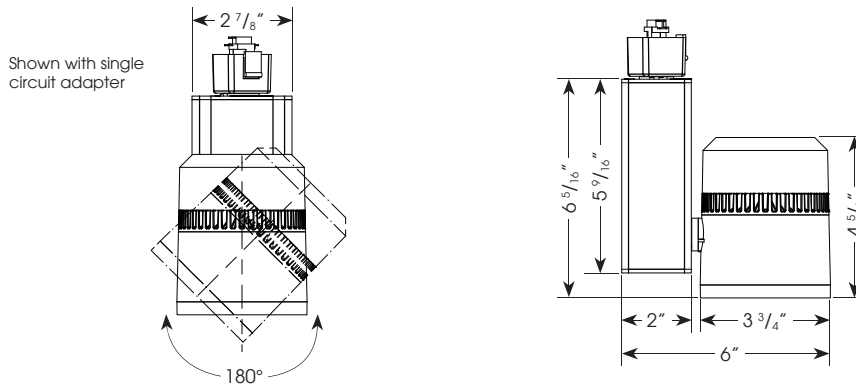


For indoor use only



PROJECT:

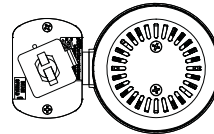
TYPE:



ELECTRICAL

Electronic driver

	16w		19w		23w		27w		31w	
	System Watts	Amps	System Watts	Amps	System Watts	Amps	System Watts	Amps	System Watts	Amps
120v	16	0.13	19	0.16	23	0.19	27	0.23	31	0.26
277v	16	0.06	19	0.07	23	0.08	27	0.10	31	0.11



ORDERING INFORMATION:

Model	Wattage	Lamp Type	Finish	Mounting	Voltage	Beam Spread	Color Temp (CCT-CRI)	Options/Accessories
C3TV-A14	16	LED	WT - white	TN1 - Global GES 1cir/H-Style, 120v	120	NSP - narrow spot, 10°	27 - 2700K-83	SL - linear spread lens, requires snoot
	19		texture	TEK - Global TEK 2cir/2neut, 120v	277	SP - spot, 15°	30 - 3000K-83	
	23		BT - black	TN3 - Global XTS 3cir, 120v		FL - flood, 25°	35 - 3500K-83	CL - clear glass lens
	27		texture	TN2 - Global HTEK 2cir/2neut, 277v		WF - wide flood, 40°	40 - 4000K-83	SOL - solite beam softening lens
	31		ST - silver	CT - J-Style			279 - 2700K-90+	SN - snoot, 3/4" deep (required when more than 1 accessory is used)
			texture	LOL - L-Style			309 - 3000K-90+	
			— (other RAL)	CPR - Capri adapter			359 - 3500K-90+	
				LLAB - Litalab Bus Run, 120v			409 - 4000K-90+	
				B - busway (compact series B40,B60c only, consult factory for other busway adapters)			CRISP - CrispWhite	HEX - hexcell louver
				C - canopy			3CLA - 3K Class A	CB - cross blade, requires snoot
				CCL2 - C-clamp with SCP - straight cord, 6' CCP - coil cord, 5'				

Example: C3TV-A14-31-LED-WT-TN3-120-FL-30

Cat #:

Amerlux reserves the right to change details that do not affect overall function and performance.



QUICKSHIP CYLINDRIX® III VERTICAL

LED TRACK HEAD

C3TV-A14
LED

Amerlux® QuickShip makes it possible not only to keep up with expectations, but to keep ahead of them. We help enhance your competitive edge, ensuring you can start installation more quickly than you thought possible.

We can ship within 5-10 business days of your Amerlux QuickShip order, depending upon the selection.

- **QuickShip must be clearly marked on all P.O.'s.**
- **Must note on P.O. if requesting frames ship first.**
- **Standard shipping terms apply.**
- **See terms & conditions below.**

Quantity: 250 pieces or less
5 days



PROJECT:

TYPE:

QUICKSHIP ORDERING INFORMATION:

Model	Wattage	Lamp Type	Finish	Mounting	Voltage	Beam Spread	Color Temp (CCT-CRI)	Options/ Accessories
C3TV-A14	16	LED	WT - white	TN1 - Global GES 1cir/	120	SP - spot, 15°	30 - 3000K-83	N/A
	19		texture	H-style, 120v	277	FL - flood, 25°		
	23		BT - black	CT - J-style		WF - wide flood, 40°	309 - 3000K-90+	
	27		texture	LOL - L-style				
	31							

Complete **QuickShip** Example: C3TV-A14-16-LED-WT-TN1-120-SP-30

Cat #:

Terms & Conditions

1. For QuickShip processing, please submit QuickShip items on separate purchase order and indicate "QuickShip" on order.
2. Configurations outside of what is displayed on the QuickShip program are not available under the QuickShip lead times.
3. Please contact Customer Support to process orders with quantities larger than those listed.
4. Orders will be entered within 24 hours of receipt of a clean purchase order. Lead times are calculated by business days from time of sales order confirmation. Orders will ship within QuickShip lead times or sooner.
5. Change orders and order cancellations cannot be processed after sales order confirmation is generated.
6. For freight allowed (greater than \$3,000), order will ship complete based on longest lead time item. Please indicate on PO if Partial Shipments are approved and indicate freight method. For partial shipments under \$3,000, customer will be invoiced for freight.
7. All Lead times indicate when the fixture ships from Amerlux®. Arrival at destination is contingent upon carrier.

Expedite your orders by providing:

- **Separate purchase order noting "QuickShip Program"**
- **Complete and accurate configurations**
- **Accurate pricing, quote number, shipping and contact information**

Amerlux reserves the right to modify this program at any time.

CYLINDRIX® III VERTICAL

LED TRACK HEAD

C3TV-A14
LED



TYPE:

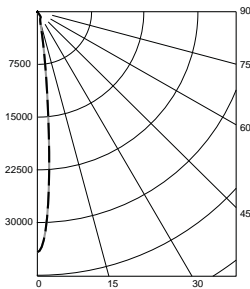


FIXTURE DATA: Multiplying Factors: 0.52 for 16w; 0.61 for 19w; 0.74 for 23w; 0.87 for 27w

Complete photometric data (ies format) available upon request.

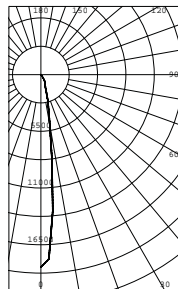
31W LED

NARROW SPOT
DISTRIBUTION
LTL # 11906314.01A



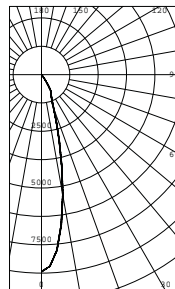
Candelas at Nadir	
Deg	Candela
0	34180
5	17580
15	1541
25	979
35	195
45	18

SPOT
DISTRIBUTION
LTL # 851724



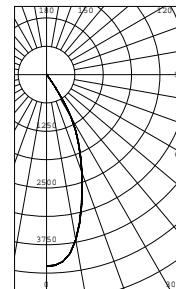
Candelas at Nadir	
Deg	Candela
0	18677
5	13251
15	2560
25	952
35	228
45	12

FLOOD
DISTRIBUTION
LTL # 851725



Candelas at Nadir	
Deg	Candela
0	8683
5	7773
15	3031
25	1009
35	253
45	20

WIDE FLOOD
DISTRIBUTION
LTL # 851726

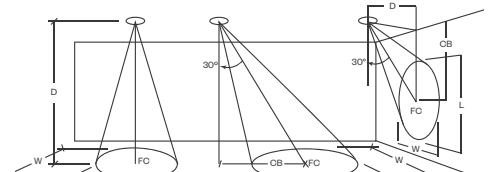


Candelas at Nadir	
Deg	Candela
0	4223
5	4139
15	2980
25	1658
35	323
45	26

APPLICATION DATA:

Notes and Definitions:

Beam spread is to 50% center beam candlepower (CBCP).
 D=Distance to floor or wall.
 FC=Footcandles on floor or wall at center beam aiming location.
 L=Effective Visual Beam length in feet (50% of maximum footcandle level).
 W=Effective Visual Beam width in feet (50% of maximum footcandle level).
 CB=Distance across or down to center beam location.



	0° Aiming Angle Horizontal Footcandles				30° Aiming Angle Horizontal Footcandles					30° Aiming Angle Vertical Footcandles					60° Aiming Angle Vertical Footcandles				
	D	FC	L	W	D	FC	L	W	CB	D	FC	L	W	CB	D	FC	L	W	CB
NARROW SPOT	5.0'	1367	1.1	1.1	5.0'	839	1.3	1.1	3.0	3.0'	508	2.0	1.1	5.0	3.0'	1553	1.1	1.0	2.0
	7.5'	608	1.3	1.3	7.5'	384	1.9	1.4	4.0	4.0'	261	2.9	1.4	7.0	4.0'	1131	1.2	1.1	2.0
	10.0'	342	1.7	1.7	10.0'	211	2.5	2.1	6.0	5.0'	186	3.3	1.6	8.0	5.0'	846	1.2	1.1	3.0
	12.5'	219	2.3	2.3	12.5'	143	3.0	2.7	7.0	6.0'	128	4.0	2.1	10.0	6.0'	503	2.0	1.3	3.0
SPOT	5.0'	745	1.3	1.3	5.0'	463	1.7	1.4	3.0	3.0'	279	2.9	1.4	5.0	3.0'	1010	1.4	1.1	2.0
	7.5'	332	1.7	1.7	7.5'	221	2.4	2.0	4.0	4.0'	168	3.7	1.7	6.0	4.0'	723	1.5	1.2	2.0
	10.0'	187	2.6	2.6	10.0'	116	3.4	3.0	5.0	5.0'	108	4.3	2.4	8.0	5.0'	465	1.7	1.4	3.0
	12.5'	120	3.1	3.1	12.5'	79	4.0	3.5	7.0	6.0'	75	5.3	2.8	9.0	6.0'	322	2.2	1.6	3.0
FLOOD	5.0'	347	2.1	2.1	5.0'	217	2.8	2.5	3.0	3.0'	168	3.6	2.1	4.0	3.0'	524	2.2	1.4	2.0
	7.5'	154	3.2	3.2	7.5'	104	3.9	3.5	4.0	4.0'	93	4.7	2.9	5.0	4.0'	369	2.1	1.8	2.0
	10.0'	87	4.1	4.1	10.0'	59	5.2	4.7	5.0	5.0'	60	5.8	3.6	7.0	5.0'	218	2.8	2.5	3.0
	12.5'	56	5.2	5.2	12.5'	38	6.6	5.8	6.0	6.0'	42	7.1	4.3	8.0	6.0'	164	3.2	2.9	3.0
WIDE FLOOD	5.0'	169	3.4	3.4	5.0'	126	3.9	3.6	2.0	3.0'	118	3.6	3.0	3.0	3.0'	335	2.5	2.2	1.0
	7.5'	76	5.1	5.1	7.5'	56	5.9	5.4	3.0	4.0'	67	4.7	4.0	4.0	4.0'	189	3.3	3.1	2.0
	10.0'	43	6.8	6.8	10.0'	32	8.0	7.3	4.0	5.0'	43	6.1	5.0	5.0	5.0'	127	4.0	3.6	2.0
	12.5'	27	8.5	8.5	12.5'	20	10.0	9.2	5.0	6.0'	30	7.4	6.0	6.0	6.0'	84	5.0	4.6	3.0

CYLINDRIX® III VERTICAL

LED TRACK HEAD

C3TV-A14
LED



TYPE:



ENERGY STAR APPROVED MODEL NUMBERS:



Certificate of Conformance

Energy Efficiency Certification

UL conducted an independent evaluation on behalf of:

AMERLUX L L C

23 Daniel Rd, Fairfield, NJ 07004-2527

for the following products:

Directional Luminaires

Brand: Amerlux

Model: See Appendix A

This product meets all of the necessary qualifications pursuant to:

ENERGY STAR®: Program Requirements for Luminaires, Version 2.0



2017-04-05

Certification Date

N/A

Certification Revision Date

Am-L-02/14

Issued by

11650992

UL Product Number

00-VS-F0418, Version 3.0, This is to certify that representative samples of the Certified Product(s) listed above have been investigated by UL to the Standard(s) indicated on this certificate, in accordance with the UL Global Services Agreement and the EEC Terms & Conditions ("Agreement"). The Certificate Holder is entitled to use the UL Energy Verified Mark for the Certified Product(s) listed on the certificate and manufactured at the production site(s) covered by the UL Test Report, in accordance with the terms of the Agreement. This Certificate shall remain valid unless a Standard identified on this Certificate is amended or withdrawn prior to that date or these is a non-compliance with the Agreement.

Appendix A

Model Name	Model Number	Family Model(s) - Additional Model Number
C3TV	C3TV-A14-##-LED-**-***-###-**-2700-##	C3TV-A14-##-LED-**-***-###-**-3000-##
		C3TV-A14-##-LED-**-***-###-**-3500-##
		C3TV-A14-##-LED-**-***-###-**-4000-##
		C3TH-A14-##-LED-**-***-###-**-2700-##
		C3TH-A14-##-LED-**-***-###-**-3000-##
		C3TH-A14-##-LED-**-***-###-**-3500-##
		C3TH-A14-##-LED-**-***-###-**-4000-##
		C3TV-A14-##-LED-**-***-###-**-3000-##