

# CYLINDRIX® IV VERTICAL

LED

C4TV-A14  
LED

**APPLICATION:**

Retail and supermarket accent & display lighting

**CONSTRUCTION:**

Die-cast optical housing and extruded aluminum driver housing.  
Passive cooling  
Non-slip aiming  
Clear glass lens  
Powder coat paint, available in over 200 finishes

**ELECTRICAL:**

Electronic constant current LED driver, 120v or 277v input  
ELV and Triac dimming standard, 120v or 277v  
**This product complies with IEEE C62.41 for surge endurance up to 2.5KV. Amerlux® recommends using additional surge protection with this unit (supplied by others), surge damage is not covered by warranty.**


**OPTICS:**

LED cluster  
Color Temp: 2700K, 3000K, 3500K, 4000K  
CRI: 83 typ. (2700K, 3000K, 3500K, 4000K)  
90+ typ. (2700K, 3000K)  
CrispWhite available  
R9 Values: 11 (83CRI), 55 (90+CRI)  
Binning: 3 MacAdam  
Lumen Maintenance: >70% of initial lumens @ 50,000 hrs  
Lumen Output (51W, 3000K): SP 4618 lm, FL 4249 ,  
WF 3783 lm  
CBCP (51W, 3000K): SP 36,373, FL 16,925, WF 6620  
0-90° tilt, 360° rotation  
Beam Options: Spot 15°, Flood 25°, Wide Flood 36°  
Field interchangeable spun aluminum reflectors

**MOUNTING:**

Track, canopy and busway  
**Note: Ceiling mounted track only**

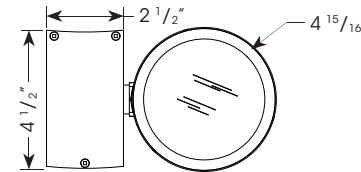
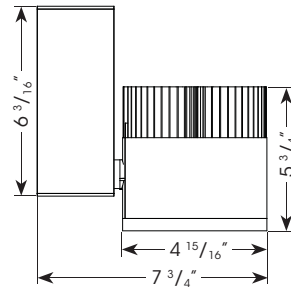
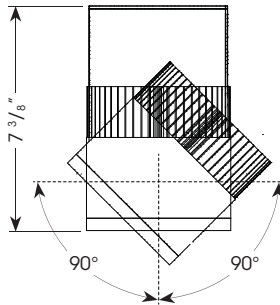
**LABELING:**

 For indoor use only



PROJECT:

TYPE:



  
Electrostatic sensitive device,  
observe precautions for  
handling



(see page 4)

**ELECTRICAL**

Driver	46W System		51W System	
	Watts	Amps	Watts	Amps
Electronic 120v	46	0.38	51	0.43
277v	46	0.17	51	0.18

**ORDERING INFORMATION:**

Model	Wattage	Lamp Type	Finish	Mounting	Voltage	Beam Spread	Color Temp (CCT-CRI)	Options/Accessories
C4TV-A14	46 51	LED	WT - white texture BT - black texture ST - silver texture — (other RAL)	TN1 - Global GES 1cir/H-Style, 120v TEK - Global TEK 2cir/2neut, 120v TN3 - Global XTS 3cir, 120v TN2 - Global HTEK 2cir/2neut, 277v CT - J-Style LOL - L-Style LLAB - Litalab Bus Run, 120v B - busway C - canopy CCL2 - C-clamp with SCP - straight cord, 6' CCP - coil cord, 5'	120 277	SP - spot, 15° FL - flood, 25° WF - wide flood, 36°	27 - 2700K-83 30 - 3000K-83 35 - 3500K-83 40 - 4000K-83  279 - 2700K-90+ 309 - 3000K-90+  CRISP - CrispWhite	SL - linear spread lens SN - snoot HEX - hexcell louver CB - cross blade, requires snoot SOL - solite lens

Example: C4TV-A14-46-LED-WT-TN3-120-FL-30

Cat #:

Amerlux reserves the right to change details that do not affect overall function and performance.



# CYLINDRIX® IV VERTICAL

LED

C4TV-A14  
LED



TYPE:

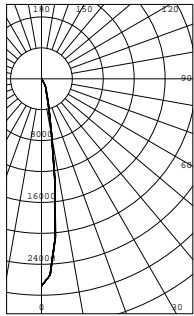


FIXTURE DATA: See next page for 51W data

Complete photometric data (ies format) available upon request.

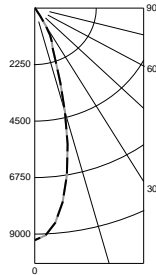
## 46W LED

SPOT (SP)  
DISTRIBUTION  
LTL #850984



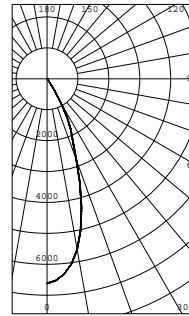
Candelas at Nadir	
Deg	Candela
0	26826
5	20551
15	3394
25	1387
35	181
45	23

FLOOD (FL)  
DISTRIBUTION  
LTL # 858166



Candelas at Nadir	
Deg	Candela
0	9244
5	8587
15	4259
25	1481
35	134
45	55

WIDE FLOOD (WF)  
DISTRIBUTION  
LTL # 850985

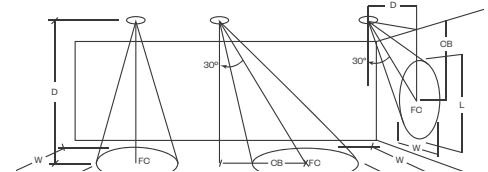


Candelas at Nadir	
Deg	Candela
0	6620
5	6342
15	4313
25	1810
35	141
45	55

## APPLICATION DATA:

### Notes and Definitions:

Beam spread is to 50% center beam candlepower (CBCP).  
 D=Distance to floor or wall.  
 FC=Footcandles on floor or wall at center beam aiming location.  
 L=Effective Visual Beam length in feet (50% of maximum footcandle level).  
 W=Effective Visual Beam width in feet (50% of maximum footcandle level).  
 CB=Distance across or down to center beam location.



	0° Aiming Angle Horizontal Footcandles				30° Aiming Angle Horizontal Footcandles					30° Aiming Angle Vertical Footcandles					60° Aiming Angle Vertical Footcandles				
	D	FC	L	W	D	FC	L	W	CB	D	FC	L	W	CB	D	FC	L	W	CB
SPOT	5.0'	1066	1.3	1.3	5.0'	690	1.7	1.4	3.0	3.0'	399	3.0	1.4	5.0	3.0'	1487	1.3	1.1	2.0
	7.5'	475	1.9	1.9	7.5'	312	2.6	2.3	4.0	4.0'	247	3.6	1.8	6.0	4.0'	1057	1.5	1.2	2.0
	10.0'	268	2.8	2.8	10.0'	170	3.6	3.1	6.0	5.0'	154	4.5	2.6	8.0	5.0'	666	1.9	1.4	3.0
	12.5'	172	3.3	3.3	12.5'	113	4.3	3.7	7.0	6.0'	111	5.3	2.9	9.0	6.0'	471	2.2	1.6	3.0
FLOOD	5.0'	370	2.5	2.5	5.0'	239	3.1	2.9	3.0	3.0'	193	3.7	2.5	4.0	3.0'	574	2.3	1.6	1.0
	7.5'	165	3.6	3.6	7.5'	113	4.5	4.1	4.0	4.0'	112	4.7	3.1	5.0	4.0'	400	2.5	2.2	2.0
	10.0'	93	4.9	4.9	10.0'	64	6.0	5.4	5.0	5.0'	73	5.8	3.9	6.0	5.0'	243	3.1	2.8	2.0
	12.5'	60	6.0	6.0	12.5'	41	7.4	6.8	6.0	6.0'	50	7.3	4.7	7.0	6.0'	178	3.6	3.2	3.0
WIDE FLOOD	5.0'	265	3.1	3.1	5.0'	189	3.6	3.2	2.0	3.0'	170	3.6	2.7	3.0	3.0'	502	2.3	1.8	1.0
	7.5'	118	4.6	4.6	7.5'	84	5.4	5.0	3.0	4.0'	96	4.6	3.5	4.0	4.0'	292	3.0	2.8	2.0
	10.0'	67	6.0	6.0	10.0'	48	7.2	6.7	4.0	5.0'	62	5.9	4.5	5.0	5.0'	192	3.6	3.2	2.0
	12.5'	43	7.6	7.6	12.5'	31	9.0	8.3	5.0	6.0'	43	7.2	5.4	6.0	6.0'	130	4.4	4.1	3.0

# CYLINDRIX® IV VERTICAL

LED

C4TV-A14  
LED



TYPE:

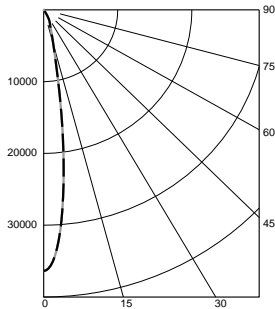


FIXTURE DATA: See previous page for 46W data

Complete photometric data (ies format) available upon request.

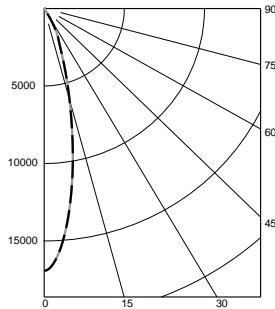
## 51W LED

SPOT (SP)  
DISTRIBUTION  
LTL #11756217.20



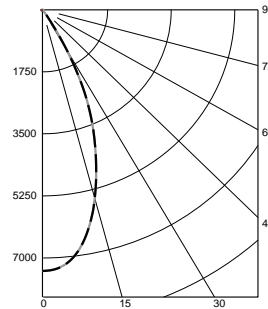
Candelas at Nadir	
Deg	Candela
0	36370
5	27870
15	4694
25	1799
35	138
45	39

FLOOD (FL)  
DISTRIBUTION  
LTL #11789682.03



Candelas at Nadir	
Deg	Candela
0	16930
5	14700
15	6279
25	2108
35	91
45	48

WIDE FLOOD (WF)  
DISTRIBUTION  
LTL #11789682.04

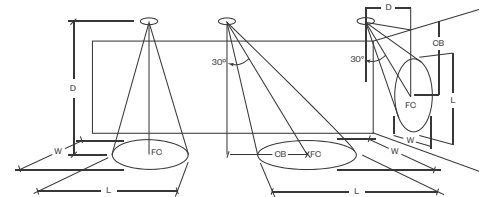


Candelas at Nadir	
Deg	Candela
0	7366
5	7203
15	5467
25	2867
35	231
45	39

## APPLICATION DATA:

### Notes and Definitions:

Beam spread is to 50% center beam candlepower (CBCP).  
 D=Distance to floor or wall.  
 FC=Footcandles on floor or wall at center beam aiming location.  
 L=Effective Visual Beam length in feet (50% of maximum footcandle level).  
 W=Effective Visual Beam width in feet (50% of maximum footcandle level).  
 CB=Distance across or down to center beam location.



0° Aiming Angle  
Horizontal  
Footcandles



30° Aiming Angle  
Horizontal  
Footcandles



30° Aiming Angle  
Vertical  
Footcandles



60° Aiming Angle  
Vertical  
Footcandles

	0° Aiming Angle Horizontal Footcandles				30° Aiming Angle Horizontal Footcandles					30° Aiming Angle Vertical Footcandles					60° Aiming Angle Vertical Footcandles				
	D	FC	L	W	D	FC	L	W	CB	D	FC	L	W	CB	D	FC	L	W	CB
SPOT	5.0'	1452	1.3	1.3	5.0'	938	1.8	1.5	3.0	3.0'	548	3.0	1.5	5.0	3.0'	2032	1.4	1.1	2.0
	7.5'	648	2.0	2.0	7.5'	425	2.7	2.4	4.0	4.0'	338	3.7	1.9	6.0	4.0'	1443	1.6	1.2	2.0
	10.0'	365	2.8	2.8	10.0'	232	3.7	3.2	6.0	5.0'	210	4.7	2.7	8.0	5.0'	913	2.0	1.5	3.0
	12.5'	234	3.4	3.4	12.5'	155	4.5	3.9	7.0	6.0'	151	5.5	3.0	9.0	6.0'	642	2.2	1.7	3.0
FLOOD	5.0'	679	2.0	2.0	5.0'	437	2.8	2.5	3.0	3.0'	318	3.7	2.2	4.0	3.0'	1005	2.1	1.5	2.0
	7.5'	302	3.1	3.1	7.5'	203	4.0	3.5	4.0	4.0'	178	4.8	3.0	5.0	4.0'	708	2.2	1.8	2.0
	10.0'	170	4.1	4.1	10.0'	113	5.4	4.8	5.0	5.0'	113	6.1	3.7	7.0	5.0'	427	2.8	2.5	3.0
	12.5'	109	5.2	5.2	12.5'	73	6.7	5.9	7.0	6.0'	81	7.6	4.4	8.0	6.0'	157	3.3	2.9	3.0
WIDE FLOOD	5.0'	296	3.5	3.5	5.0'	220	3.9	3.7	2.0	3.0'	216	3.5	2.8	3.0	3.0'	600	2.3	2.2	1.0
	7.5'	132	5.3	5.3	7.5'	98	5.9	5.6	3.0	4.0'	122	4.4	3.9	4.0	4.0'	330	3.2	3.1	2.0
	10.0'	74	7.0	7.0	10.0'	55	7.9	7.5	4.0	5.0'	78	5.6	5.0	5.0	5.0'	222	3.9	3.7	2.0
	12.5'	48	8.8	8.8	12.5'	36	10.0	9.5	5.0	6.0'	55	6.8	5.9	6.0	6.0'	151	4.8	4.6	2.0

# CYLINDRIX® IV VERTICAL

LED

C4TV-A14  
LED



TYPE:



ENERGY STAR APPROVED MODEL NUMBERS:

## Certificate of Conformance

### Energy Efficiency Certification

UL conducted an independent evaluation on behalf of:

**AMERLUX L L C**

23 Daniel Rd., Fairfield, NJ 07004-2527

for the following products:

Directional Luminaires

Brand: Amerlux

Model: See Appendix A

This product meets all of the necessary qualifications pursuant to:

ENERGY STAR®: Program Requirements for Luminaires, Version 2.0



2017-09-08

Certification Date

N/A

Certification Revision Date

Issued by

11943107

UL Product Number

00-V5-F0418, Version 3.0. This is to certify that representative samples of the Certified Product(s) listed above have been investigated by UL to the Standard(s) indicated on this certificate, in accordance with the UL Global Services Agreement and the EEC Terms & Conditions ("Agreement"). The Certificate Holder is entitled to use the UL Energy Verified Mark for the Certified Product(s) listed on the certificate and manufactured at the production site(s) covered by the UL Test Report, in accordance with the terms of the Agreement. This Certificate shall remain valid unless a Standard identified on this Certificate is amended or withdrawn prior to that date or there is a non-compliance with the Agreement.

### Appendix A

Model Name	Model Number	Family Model(s) - Additional Model Number
C4TV	C4TV-A17-51-**-***-###-**-309-LE/TE	C4TV-A17-51-**-***-###-**-27-LE/TE
		C4TV-A17-51-**-***-###-**-30-LE/TE
		C4TV-A17-51-**-***-###-**-35-LE/TE
		C4TV-A17-51-**-***-###-**-40-LE/TE
C4TV	C4TV-A17-46-**-***-###-**-279-LE/TE	C4TV-A17-46-**-***-###-**-309-LE/TE
		C4TV-A17-46-**-***-###-**-27-LE/TE
		C4TV-A17-46-**-***-###-**-30-LE/TE
		C4TV-A17-46-**-***-###-**-35-LE/TE
		C4TV-A17-46-**-***-###-**-40-LE/TE