

ROOK 475 PENDANT

4.75" ROUND PENDANT, LED

APPLICATIONS:

Retail and commercial ambient/task lighting

CONSTRUCTION:

Extruded aluminum pendant
Spun aluminum trim
Die-cast aluminum heat sink

OPTICS:

Spun aluminum upper optic reflector
Spun aluminum anodized lower reflector cone
LED:

Color Temp Options: 2200K, 2700K, 3000K, 3500K, 4000K

CRI: 83 typ. (2700K, 3000K, 3500K, 4000K)

90+ typ. (2200K, 2700K, 3000K)

Optional Amerlux CrispWhite technology

R9 Value: 11 (83CRI), 55 (90+CRI)

Binning: 3 MacAdam (SDMC)

Lumen Maintenance: >70% of initial lumens @ 50,000 hrs

Lumen Output (3000K): up to 2104 lm, up to 77 lm/W

CBCP (3000K): up to 15,930

ELECTRICAL:

Electronic constant current LED driver, 120v/277v input
ELV and Triac dimming standard, 120v or 277v.
0-10v and Lutron systems also available. See following
pages for more information.

This product complies with IEEE C62.41 for surge endurance up to 2.5KV. Amerlux® recommends using additional surge protection with this unit (supplied by others), surge damage is not covered by warranty.

MOUNTING:

Canopy/cord, rigid stem or surface mounting

LABELING:



For indoor use only
Damp location

RK475-RD
LED

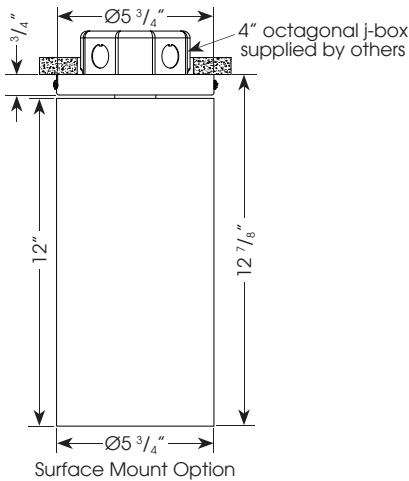


PROJECT:

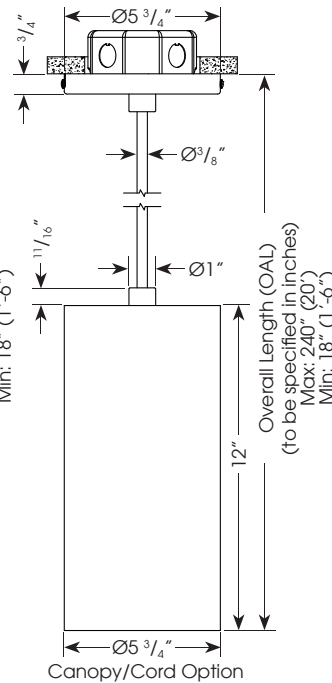
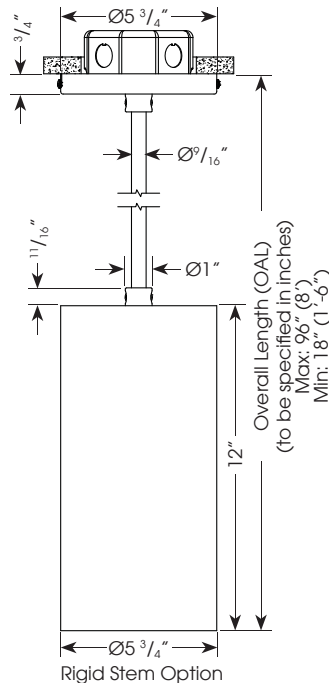
TYPE:



Electrostatic sensitive device,
observe precautions for
handling



Ceiling Cut Out: $\varnothing 4 \frac{1}{4}$ "



ELECTRICAL

Electronic driver

	14W		19W		27W	
	System Watts	Amps	System Watts	Amps	System Watts	Amps
120v	14	0.12	19	0.16	27	0.23
277v	14	0.05	19	0.07	27	0.10

ORDERING INFORMATION:

Model	Wattage	Lamp Type	Housing Finish	Voltage	Mounting	Length (OAL)	Beam Spread	Aperture Cone Finish	Color Temp (CCT-CRI)	Options
RK475-RD	14 19 27	LED	MW - matte white MB - matte black SLV - matte silver	120/277	CC - canopy/cord RS - rigid stem SM - surface mount	(see dimension parameters above; consult factory for other lengths)	SP - spot, 15° FL - flood, 25° WF - wide flood, 40° VWF - very wide flood, 70°	SD - semi-diffuse	27 - 2700K-83 30 - 3000K-83 35 - 3500K-83 40 - 4000K-83 229 - 2200K-90+ 279 - 2700K-90+ 309 - 3000K-90+	HILUME-ECO - Lutron Hi-lume®/EcoSystem dimming (A series) 0-10V - 0-10v dimming, 1% SOL - solite aperture lens
									CRISP - Crisp White	

Complete Example: RK475-RD-29-LED-MW-120/277-CC-48"-SP-SD-30

Cat #:

Amerlux reserves the right to change details that do not affect overall function and performance.

ROOK 475 PENDANT

4.75" ROUND PENDANT, LED

RK475-RD
LED



TYPE:



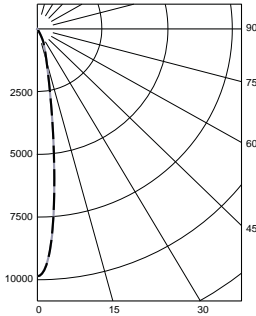
FIXTURE DATA: For 19W data, multiply by 1.3; For 27W see next page

Complete photometric data (ies format) available upon request.

CCT Conversion Factor: 2700K-83 = 0.96; 3500K-83 = 1.02; 4000K-83 = 1.04; 2200K-90+ = 0.71; 2700-90+ = 0.80; 3000K-90+ = 0.83; CRISP = 0.65

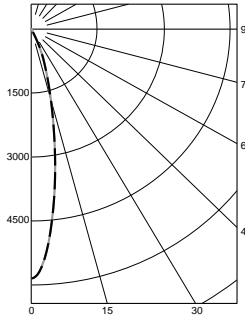
14W LED 3000K-83

SPOT
DISTRIBUTION
LTL # 1085472



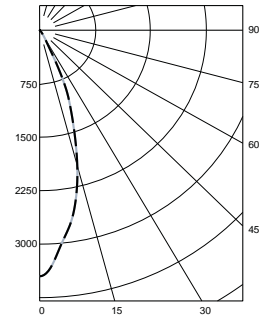
Candelas at Nadir	
Deg	Candela
0	8683
5	7029
15	1289
25	374
35	40
45	24

FLOOD
DISTRIBUTION
LTL # 1085470



Candelas at Nadir	
Deg	Candela
0	5849
5	4894
15	1813
25	430
35	45
45	17

WIDE FLOOD
DISTRIBUTION
LTL # 1085471

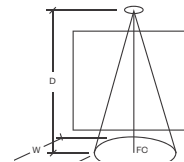


Candelas at Nadir	
Deg	Candela
0	3451
5	3074
15	1972
25	671
35	78
45	19

APPLICATION DATA:

Notes and Definitions:

Beam spread is to 50% center beam candlepower (CBCP).
 D=Distance to floor or wall.
 FC=Footcandles on floor or wall at center beam aiming location.
 L=Effective Visual Beam length in feet (50% of maximum footcandle level).
 W=Effective Visual Beam width in feet (50% of maximum footcandle level).
 CB=Distance across or down to center beam location.



	D	FC	L	W
SPOT	5.0'	395	1.3	1.3
	7.5'	176	1.8	1.8
	10.0'	99	2.6	2.6
	12.5'	63	3.2	3.2
FLOOD	5.0'	235	1.8	1.8
	7.5'	104	2.9	2.9
	10.0'	59	3.7	3.7
	12.5'	38	4.7	4.7
WIDE FLOOD	5.0'	138	2.8	2.8
	7.5'	62	4.1	4.1
	10.0'	35	5.5	5.5
	12.5'	22	6.9	6.9

ROOK 475 PENDANT

4.75" ROUND PENDANT, LED

RK475-RD
LED



TYPE:



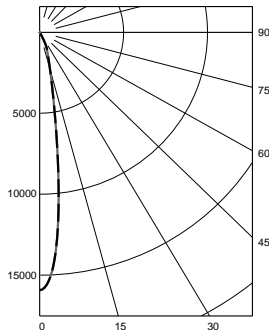
FIXTURE DATA: For 19W data, multiply by 0.70; For 14W see previous page

Complete photometric data (ies format) available upon request.

CCT Conversion Factor: 2700K-83 = 0.96; 3500K-83 = 1.02; 4000K-83 = 1.04; 2200K-90+ = 0.71; 2700-90+ = 0.80; 3000K-90+ = 0.83; CRISP = 0.65

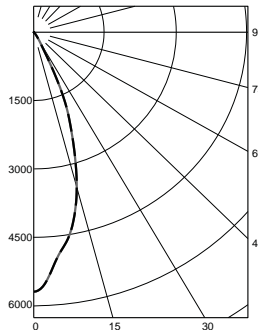
27W LED 3000K-83

SPOT
DISTRIBUTION
LTL #1085473



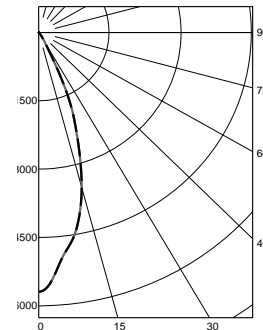
Candelas at Nadir	
Deg	Candela
0	15930
5	12010
15	2227
25	698
35	74
45	34

FLOOD
DISTRIBUTION
LTL #1085475



Candelas at Nadir	
Deg	Candela
0	10520
5	8749
15	3274
25	801
35	69
45	25

WIDE FLOOD
DISTRIBUTION
LTL #1085474

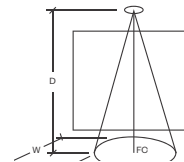


Candelas at Nadir	
Deg	Candela
0	5693
5	5088
15	3518
25	1239
35	135
45	27

APPLICATION DATA:

Notes and Definitions:

Beam spread is to 50% center beam candlepower (CBCP).
 D=Distance to floor or wall.
 FC=Footcandles on floor or wall at center beam aiming location.
 L=Effective Visual Beam length in feet (50% of maximum footcandle level).
 W=Effective Visual Beam width in feet (50% of maximum footcandle level).
 CB=Distance across or down to center beam location.



	D	FC	L	W
SPOT	5.0'	722	1.3	1.3
	7.5'	308	1.8	1.8
	10.0'	170	2.7	2.7
	12.5'	107	3.3	3.3
FLOOD	5.0'	477	1.7	1.7
	7.5'	203	2.8	2.8
	10.0'	112	3.6	3.6
	12.5'	71	4.6	4.6
WIDE FLOOD	5.0'	259	2.8	2.8
	7.5'	110	4.2	4.2
	10.0'	61	5.6	5.6
	12.5'	39	7.2	7.2

ROOK 475 PENDANT

4.75" ROUND PENDANT, LED

RK475-RD
LED



TYPE:



DIMMING COMPATIBILITY:

Amerlux® fixtures are compatible with all major dimming protocols prevalent in the United States. Please see below for general compatibilities and wiring diagrams. Amerlux recommends testing your unique dimming configuration as the exact full configuration (Dimmer, Fixture Quantity, Voltage, etc) may affect dimming performance.

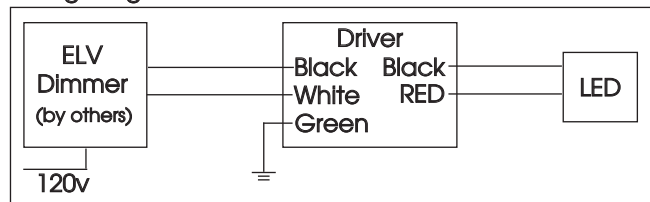
ELV - Electronic Low Voltage (Reverse Phase) DIMMING (standard)

Utilizes specialized "ELV" dimmers. Best for New Construction applications

Notes:

- 120v or 277v
- Dims down to less than 5% light output (most cases)
- Consult Dimming manufacturer for installation Instructions - DO NOT SHARE NEUTRALS!
- Must meet dimmer Minimum Load Requirements

Wiring Diagram



Compatible Dimmers

Wall Box (ELV Style)

Lutron "Diva"
Lutron "Nova-T"
Lutron "Maestro"
Leviton "Surslide"

Lutron "Vareo"
Lutron "Skylark"

Leviton "Vizio"

Central System

ETC "SR" Rack w/ELV10 Module
Lutron "GP" Panel with PHPM-PA Interface

ETC "DRD" Rack w/ELV10 Module
Lutron Grafix Eye QS with PHPM-PA Interface

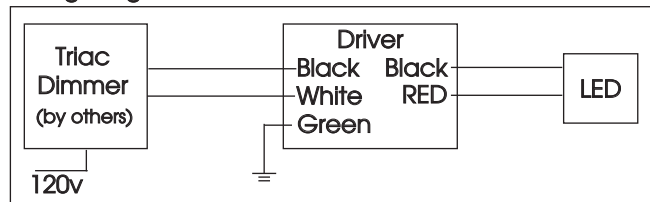
TRIAC (Forward Phase) DIMMING (standard)

Utilizes "Standard" incandescent dimmers that are in wide use in installations across the US. Best for retrofit applications where Triac dimmers are installed.

Notes:

- 120v or 277v
- Dims down to less than 5% light output (most cases)
- Consult Dimming manufacturer for installation Instructions - DO NOT SHARE NEUTRALS!
- Must meet dimmer Minimum Load Requirements per dimming manufacturer

Wiring Diagram



Compatible Dimmers

Wall Box (Incandescent Style, Wattage as required)

Lutron "Diva"
Lutron "Nova-T"
Lutron "Maestro"

Lutron "Vareo"
Lutron "Skylark"

Central System

ETC "SR" Rack w/D20 Module
Lutron "GP" Panel

ETC "DRD" Rack w/D20 Module
Lutron Grafix Eye QS

ROOK 475 PENDANT

4.75" ROUND PENDANT, LED



TYPE:

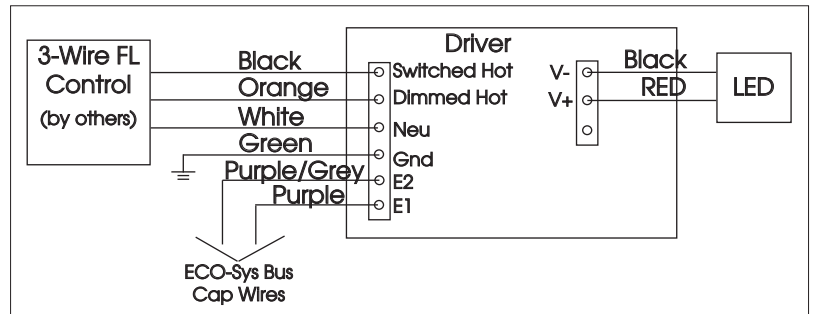
LUTRON HI-LUME / ECO-SYSTEM (-HILUME-ECO Option)

Integrates into a variety of building management and daylighting controls

Notes:

- 120v or 277v
- Dims down to 1% light output
- May use 3-Wire or Ecosystem Control
- Consult Dimming manufacturer for installation instructions - DO NOT SHARE NEUTRALS!

3-Wire Wiring Diagram



Compatible Dimmers

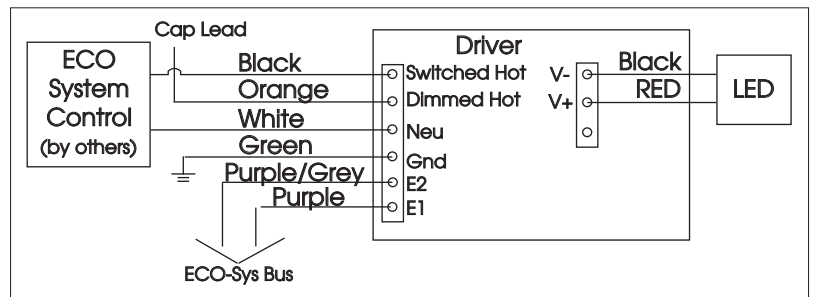
Wall Box (3-Wire Fluorescent)

- DIVA
- Maestro
- Nova T
- Vareo

Central System

- Lutron ECO-System compatible controls
- ETC "SR" Rack w/D20F Module
- ETC "DRD" Rack w/D20F Module

ECO System Digital Control Wiring



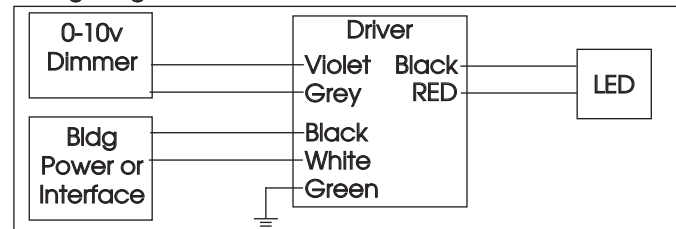
0-10V - DIMMING (-0-10V Option)

Integrates into a variety of building management and daylighting controls

Notes:

- 120v - 277v
- Dims down to 1% light output
- Requires interface to turn off power to driver
- Consult Dimming manufacturer for installation instructions - DO NOT SHARE NEUTRALS!

Wiring Diagram



Compatible Dimmers

Wall Box

Lutron "Diva" - DTV with PP-120H Interface

Leviton Renoir II 0-10v

Central System

Lutron Grafix Eye with GRX-TVI Interface