

Rook® 475

4.75" Round Pendants



Features

The Rook 475 Pendant translates the control, performance, and comfort of our downlights into a sophisticated new format. The 475 pairs perfectly with the Evoke 4.75" Downlight. The Rook is perfect for creating drama and focused light in reception areas, office environments, and retail spaces. The new Rook 475 enhances beam control, and maintains design integrity across all of our pendant lines.

Product Overview

Type:	Round Pendant
Wattage:	14, 19, 27
Lumen Output:	up to 2,104; up to 71.9 Lm/W
CBCP:	up to 15,930
Color Temp:	2200K, 2700K, 3000K, 3500K, 4000K, CRISP
CRI:	83 typ. (2700K, 3000K, 3500K, 4000K) 90+ typ. (2200K, 2700K, 3000K, 3500K, 4000K) CrispWhite and Class A LEDs available
Dimming:	TRIAC & ELV (120V/277V) - 5% Dim Lutron Hi-lume® H Series/EcoSystem - 1% dim with soft on, fade to black, 120V/277V 0-10V (120V/277V) - 1% Dim

PROJECT:

TYPE:



Surface Mount Pendant

Performance Chart

Watts	Delivered Lumens	LPW	CBCP	Color Temp
Rook 475 RD				
14	1,125	66.5	8,683	3000K-83
19	1,365	71.8	11,151	3000K-83
27	1,950	66.5	15,930	3000K-83

Data is based on 3000K-83 IES files available on website

Data is based on Spot optics

See pages 5-6 for data on other beam spreads

Electrical Data

	14W		19W		27W	
	System Watts	Amps	System Watts	Amps	System Watts	Amps
120V	14	0.12	19	0.16	27	0.23
277V	14	0.05	19	0.07	27	0.10

Electronic constant current LED driver



5 year limited warranty
AMERLUX LED

Rook® 475


4.75" Round Pendants



PROJECT:

TYPE:

Ordering Information



1 Model
RK475RD
RK475RLD (Lensed)

2 Wattage
14
19
27

3 Housing Finish
MW - matte white
MB - matte black
SLV - matte silver

4 Mounting (matches housing finish)
CC4 - canopy/cord, 4' nominal OAL
CC8 - canopy/cord, 8' nominal OAL
CC12 - canopy/cord, 12' nominal OAL
RS4 - rigid stem, 4' nominal OAL
RS8 - rigid stem, 8' nominal OAL
SM - surface mount
CDCC4* - conduit canopy/cord, 4' nominal OAL
CDCC8* - conduit canopy/cord, 8' nominal OAL
CDCC12* - conduit canopy/cord, 12' nominal OAL
CDRS4* - conduit rigid stem, 4' nominal OAL
CDRS8* - conduit rigid stem, 8' nominal OAL
CDSM* - conduit surface mount
** Consult factory for pricing*
Cord and Stem mounts are field cuttable
For custom lengths, consult factory

5 Voltage
120-277

6 Trim Finish
SD - semi-diffuse
CL - specular clear (not available for use with RK475-RD)

7 Beam Spreads
RK475-RD RK475-RLD
SP - spot, 15° 30SOL - 30° solite lens
FL - flood, 25° 50SOL - 50° solite lens
WF - wide flood, 40° 75SAT - 75° satin ice lens
VWF - very wide
flood, 70°

8 Color Temp
83 CRI 90+ CRI
27 - 2700K-83 229 - 2200K-90+ CRISP - CrispWhite
30 - 3000K-83 279 - 2700K-90+ (14W only)
35 - 3500K-83 309 - 3000K-90+ 3CLA - 3K Class A
40 - 4000K-83 359 - 3500K-90+
409 - 4000K-90+

9 Driver
LE/TE - TRIAC/ELV dimming, 5% dim
0-10V - 0-10V dimming; 1% dim
HILUME-H-ECO - Lutron Hi-lume® H Series, EcoSystem,
1% dim with soft on, fade to black

Rook® 475

4.75" Round Pendants



PROJECT:

TYPE:

Specifications

Application

Retail and commercial ambient/task lighting

Construction

Extruded aluminum pendant housing
Spun aluminum trim
Die-cast aluminum heat sink

Optical

RK475-RD version:

Spun aluminum upper optic reflector
Spun aluminum anodized lower reflector cone
Beam Spreads:

Spot, 15°; Flood, 25°; Wide Flood, 40°; Very Wide Flood, 70°;

RK475-RLD version:

Engineered nano technology lens provides high transmission while concealing LED image

Beam Spreads:

Satin Ice Lens for maximum source concealment and wide distribution with a visually "hotter" aperture. 75° beam spread.

Solite Lens for maximum efficacy and a visually quieter aperture. 30° or 50° beam spread options. Visually best with SLV reflector finish.

LED

Color Temp Options:

2200K, 2700K, 3000K, 3500K, 4000K

CRI: 83 typ. (2700K, 3000K, 3500K, 4000K)

90+ typ. (2200K, 2700K, 3000K, 3500K, 4000K)

CrispWhite* LED available, (14W only)

3K Class A LED available

R9 Values: 11 (83 CRI), 55 (92 CRI)

Binning: 3 MacAdam (SDCM)

Life: 50,000+ hrs, > 70% of initial lumens at 50,000 hrs

**CrispWhite: CrispWhite Technology delivers the warmth of colors expected from a high 90 CRI solution but also creates the natural crisp white color that is pleasing to the eye. It creates the most impactful lighting ever available, by revealing the richest whites and vibrant colors that pop.*

***Class A LED: Class A LED's have a CRI > 80 and a GAI > 80. CRI defines color "Naturalness" and GAI defines color "Saturation." Both being high delivers rich colors and pure whites.*

Electrical

Wattage: 14, 19, 27

Electronic constant current LED driver, 120V-277V input

This product complies with IEEE C62.41 for surge endurance up to 2.5KV. Amerlux® recommends using additional surge protection with this unit (supplied by others), surge and over voltage damage is not covered under warranty.

Drivers

LE/TE - Leading Edge, TRIAC, forward phase/Trailing Edge, ELV, reverse phase

0-10V and Lutron also available

See pages 7-8 for more dimming information

Finish

Powder coat paint

Consult factory for custom finishes

Mounting

Canopy/cord, rigid stem, or surface mounting

Conduit mounting also available (see pg4 for details).

Overall length (OAL) is field adjustable and factory set at ± 2" of nominal value.

Certifications

CSA tested to UL standards

Indoor use only

Damp location

Warranty

5 year limited warranty

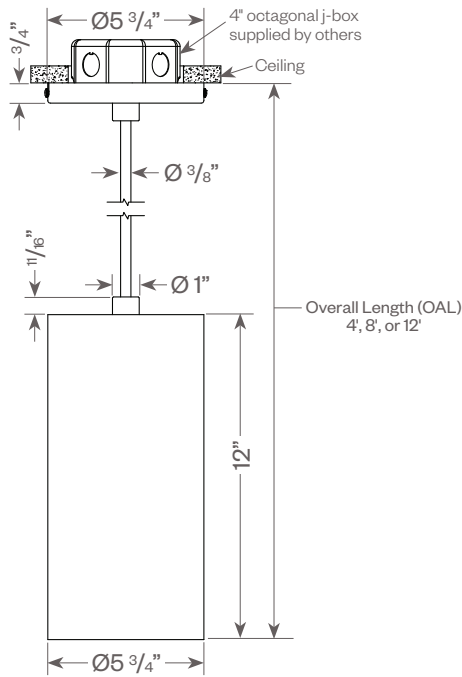
Rook® 475

4.75" Round Pendants

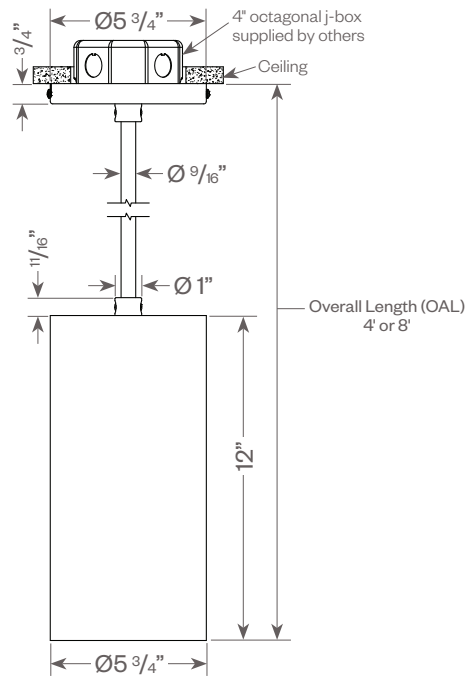
PROJECT:

TYPE:

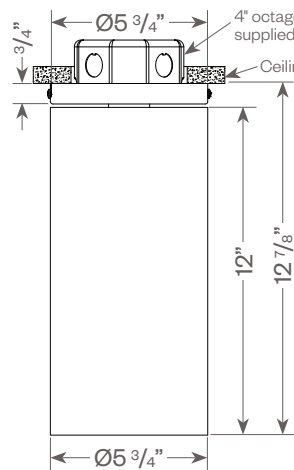
Canopy/Cord Mounting



Rigid Stem Mounting

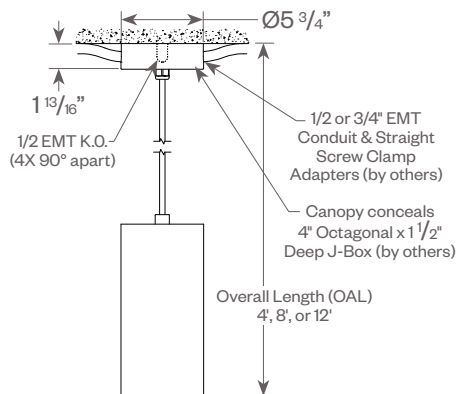


Surface Mounting

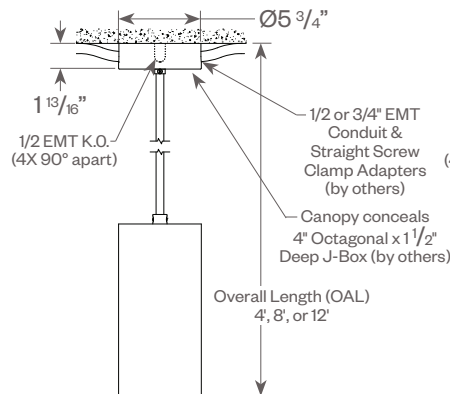


Ceiling Cut Out: Ø4 1/4"

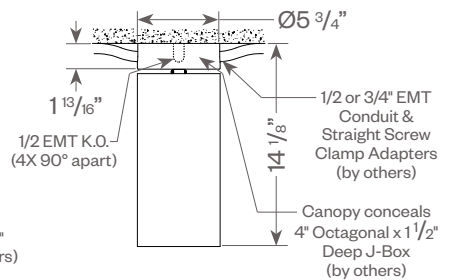
Conduit Canopy/Cord



Conduit Rigid Stem



Conduit Surface Mount



Rook® 475

4.75" Round Pendants



PROJECT:

TYPE:

RK475-RD:

FIXTURE DATA: (Complete photometric data (.ies format) available upon request)

MULTIPLYING FACTORS: (Multiplying Factor is based on 3000K-83 120V IES file on website)

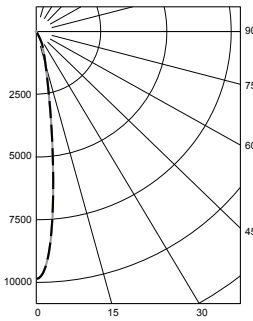
Wattage:	14W	19W
Factor:	1.0	1.4

FOR 27W DATA SEE NEXT PAGE

CCT:	2700K-83	3000K-83	3500K-83	4000K-83	2200K-90+	2700K-90+	3000K-90+	CRISP
Factor:	0.96	1.0	1.02	1.04	0.71	0.80	0.83	0.65

14W LED, 3000K-83

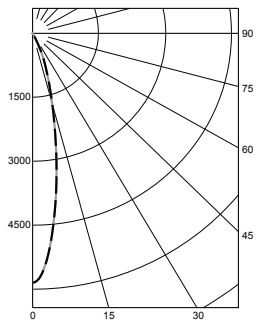
Spot (SP) Distribution, 15°
LTL #1085472
Lumens: 1,125; 72.3 Lm/W



Candelas at Nadir

Deg	Candela
0	8683
5	7029
15	1289
25	374
35	40
45	24

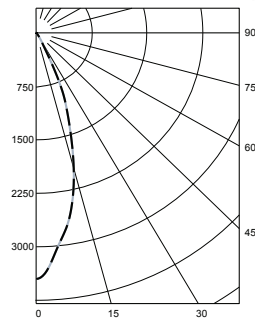
Flood (FL) Distribution, 25°
LTL #1085470
Lumens: 1,170; 75.1 Lm/W



Candelas at Nadir

Deg	Candela
0	5849
5	4894
15	1813
25	430
35	45
45	17

Wide Flood (FL) Distribution, 40°
LTL # 1085471
Lumens: 1,195; 71.9 Lm/W

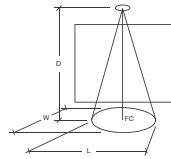


Candelas at Nadir

Deg	Candela
0	3451
5	3074
15	1972
25	671
35	78
45	19

Application Data:

		0° Aiming Angle Horizontal Footcandles			
		D	FC	L	W
Spot		5.0'	395	1.3	1.3
		7.5'	176	1.8	1.8
		10.0'	99	2.6	2.6
		12.5'	63	3.2	3.2
Flood		5.0'	235	1.8	1.8
		7.5'	104	2.9	2.9
		10.0'	59	3.7	3.7
		12.5'	38	4.7	4.7
Wide Flood		5.0'	138	2.8	2.8
		7.5'	62	4.1	4.1
		10.0'	35	5.5	5.5
		12.5'	22	6.9	6.9



Notes and Definitions:

- Beam spread is to 50% center beam candlepower (CBCP).
- D**=Distance to floor or wall.
- FC**=Footcandles on floor or wall at center beam aiming location.
- L**=Effective Visual Beam length in feet (50% of maximum footcandle level).
- W**=Effective Visual Beam width in feet (50% of maximum footcandle level).
- CB**=Distance across or down to center beam location.

Rook® 475

4.75" Round Pendants



PROJECT:

TYPE:

RK475-RD:

FIXTURE DATA: (Complete photometric data (.ies format) available upon request)

MULTIPLYING FACTORS: (Multiplying Factor is based on 3000K-83 120V IES file on website)

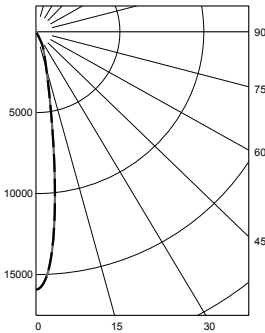
Wattage:	19W	27W
Factor:	0.70	1.0

FOR 14W DATA SEE PREVIOUS PAGE

CCT:	2700K-83	3000K-83	3500K-83	4000K-83	2200K-90+	2700K-90+	3000K-90+	CRISP
Factor:	0.96	1.0	1.02	1.04	0.71	0.80	0.83	0.65

27W LED, 3000K-83

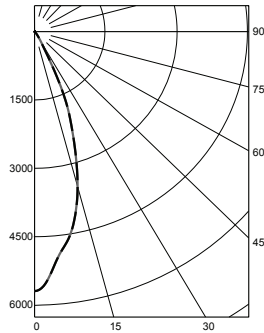
Spot (SP) Distribution, 15°
LTL #1085473
Lumens: 1,950; 66.5 Lm/W



Candelas at Nadir

Deg	Candela
0	15930
5	12010
15	2227
25	698
35	74
45	34

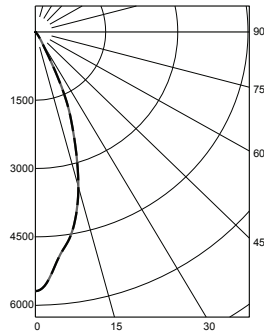
Flood (FL) Distribution, 25°
LTL #1085475
Lumens: 2,089; 71.4 Lm/W



Candelas at Nadir

Deg	Candela
0	10520
5	8749
15	3274
25	801
35	69
45	25

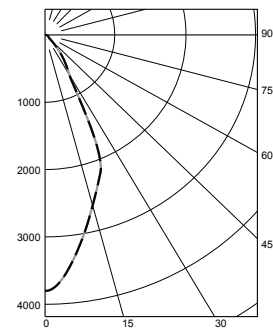
Wide Flood (WF) Distribution, 40°
LTL # 1085474
Lumens: 2,104; 71.9 Lm/W



Candelas at Nadir

Deg	Candela
0	5693
5	5088
15	3518
25	1239
35	135
45	27

Very Wide Flood (VWF) Distribution, 40°
LTL # 11644246.01
Lumens: 2,311; 75.9 Lm/W

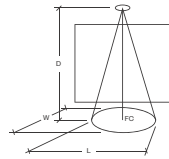


Candelas at Nadir

Deg	Candela
0	3803
5	3533
15	2608
25	1566
35	481
45	158

Application Data:

	0° Aiming Angle Horizontal Footcandles			
	D	FC	L	W
Spot	5.0'	722	1.3	1.3
	7.5'	308	1.8	1.8
	10.0'	170	2.7	2.7
	12.5'	107	3.3	3.3
Flood	5.0'	477	1.7	1.7
	7.5'	203	2.8	2.8
	10.0'	112	3.6	3.6
	12.5'	71	4.6	4.6
Wide Flood	5.0'	259	2.8	2.8
	7.5'	110	4.2	4.2
	10.0'	61	5.6	5.6
	12.5'	39	7.2	7.2
Very Wide Flood	5.0'	159	3.5	3.5
	7.5'	70	5.3	5.3
	10.0'	39	7.1	7.1
	12.5'	25	9.0	9.0



Notes and Definitions:

- Beam spread is to 50% center beam candlepower (CBCP).
- D**=Distance to floor or wall.
- FC**=Footcandles on floor or wall at center beam aiming location.
- L**=Effective Visual Beam length in feet (50% of maximum footcandle level).
- W**=Effective Visual Beam width in feet (50% of maximum footcandle level).
- CB**=Distance across or down to center beam location.

Rook® 475

4.75" Round Pendants



PROJECT:

TYPE:

DIMMING COMPATIBILITY:

Amerlux® Rook fixtures are compatible with all major dimming protocols prevalent in the United States. Please see below for general compatibilities and wiring diagrams. Amerlux recommends testing your unique dimming configuration as the exact full configuration (Dimmer, Fixture Quantity, Voltage, etc) may affect dimming performance.

--- NOTE: INFORMATION BELOW IS FOR WIRED DIMMERS ONLY. FOR WIRELESS DIMMERS, CONSULT FACTORY ---

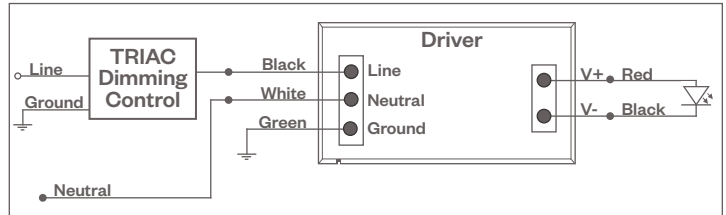
TRIAC (Forward Phase) DIMMING (Standard)

Utilizes "Standard" incandescent dimmers that are in wide use in installations across the US. Best for retrofit applications where TRIAC dimmers are installed.

Notes:

- 120V or 277V*
- Dims down to less than 5% light output (most cases)
- Consult Dimming manufacturer for installation instructions - DO NOT SHARE NEUTRALS!
- Must meet dimmer Minimum Load Requirements per dimming manufacturer

TRIAC Wiring Diagram



Compatible Dimmers†:

Wall Box (Incandescent Style, Wattage as required)		Central System
Lutron "Diva"	Lutron "Vareo"	Lutron "GP" Panel
Lutron "Nova-T"	Lutron "Skylark"	Lutron Grafik Eye QS
Lutron "Maestro"		

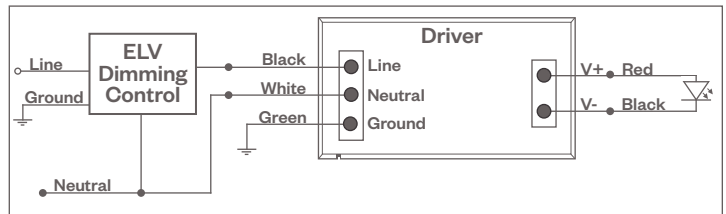
ELV - Electronic Low Voltage (Reverse Phase) DIMMING (Standard)

Utilizes specialized "ELV" dimmers.

Notes:

- 120V or 277V*
- Dims down to less than 5% light output (most cases)
- Consult Dimming manufacturer for installation instructions - DO NOT SHARE NEUTRALS!
- Must meet dimmer Minimum Load Requirements

ELV Wiring Diagram



Compatible Dimmers†:

Wall Box (ELV Style)		Central System
Lutron "Diva"	Leviton "Surslide"	Lutron "GP" Panel with PHPM-PA Interface
Lutron "Nova-T"	Leviton "Vizio"	Lutron Grafik Eye QS with PHPM-PA Interface
Lutron "Maestro"		
Lutron "Vareo"		
Lutron "Skylark"		

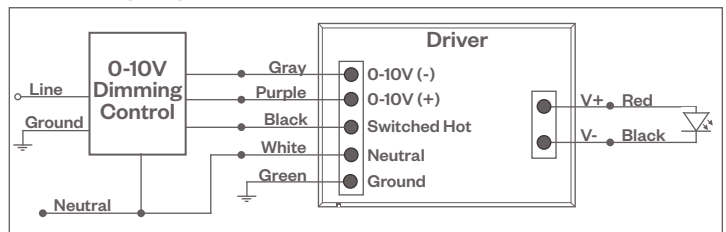
0-10V - DIMMING (-0-10V Option)

Integrates into a variety of building management and daylighting controls

Notes:

- 120V or 277V*
- Dims down to 1% light output
- Requires interface to turn off power to driver
- Consult Dimming manufacturer for installation instructions - DO NOT SHARE NEUTRALS!

0-10V Wiring Diagram



Compatible Dimmers†:

Wall Box	Central System
Lutron "Diva" - DVTV with PP-120H Interface	Leviton Renoir II 0-10V
	Lutron Grafik Eye with GRX-TVI Interface

Notes:

- * Driver is 277V dimmable with appropriate dimmer (by others). All provided wiring diagrams show 120V wiring colors and method. Please refer to 277V dimmer installation instructions for 277V wiring diagrams.
- † The absence of a dimmer from the lists above does not imply incompatibility. Please consult factory for compatibility inquiries.

Rook® 475

4.75" Round Pendants



PROJECT:

TYPE:

DIMMING COMPATIBILITY:

Amerlux® Rook fixtures are compatible with all major dimming protocols prevalent in the United States. Please see below for general compatibilities and wiring diagrams. Amerlux recommends testing your unique dimming configuration as the exact full configuration (Dimmer, Fixture Quantity, Voltage, etc) may affect dimming performance.

--- NOTE: INFORMATION BELOW IS FOR WIRED DIMMERS ONLY. FOR WIRELESS DIMMERS, CONSULT FACTORY ---

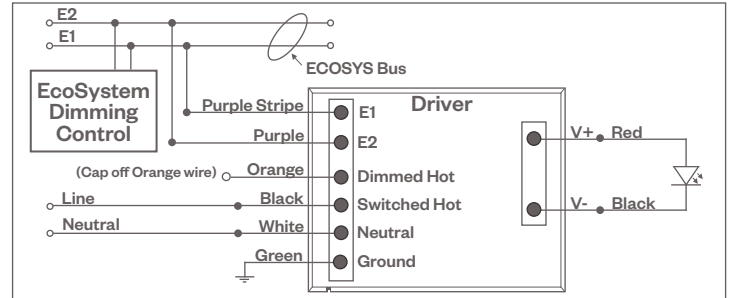
LUTRON H-SERIES / ECOSYSTEM (-HILUME-H-ECO Option)

Integrates into Lutron EcoSystem building management

Notes:

- 120V or 277V*
- Dims down to less than 5% light output
- EcoSystem Control
- Consult Dimming manufacturer for installation instructions - DO NOT SHARE NEUTRALS!

EcoSystem Digital Control Wiring Diagram



Compatible Dimmers†:

Wall Box	Central System
Lutron "Diva"	Lutron EcoSystem compatible controls
Lutron "Nova-T"	
Lutron "Maestro"	
Lutron "Vareo"	

Notes:

- * Driver is 277V dimmable with appropriate dimmer (by others). All provided wiring diagrams show 120V wiring colors and method. Please refer to 277V dimmer installation instructions for 277V wiring diagrams.
- † The absence of a dimmer from the lists above does not imply incompatibility. Please consult factory for compatibility inquiries.