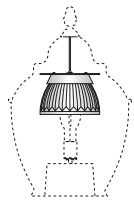


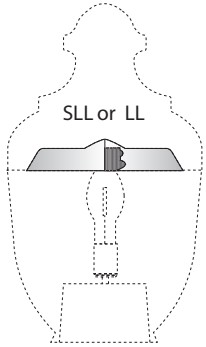
LUMINAIRE ACCESSORIES

U.12.11.14

Reflectors and Shields



FDR
(Faceted Downlight Reflector)

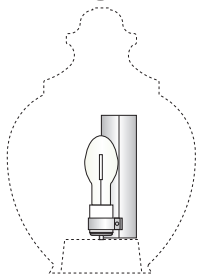


SLL or LL


LL
(Light Lid)
Perforated aluminum reflector minimizes light to the upper hemisphere, while providing an aesthetically pleasing glow to the top of the diffuser.

SLL
(Solid Light Lid)
Solid aluminum reflector
Both models are limited to use on the fixture series below:
AO28, ARP23, D730AO, D730ARP

TOP VIEW



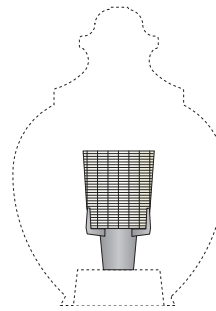
HSS90



HSS180

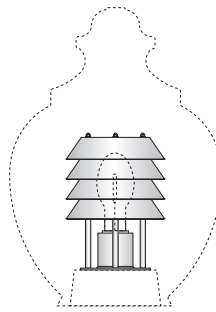
HSS-90 (90 degree cutoff)
HSS-180 (180 degree cutoff)
House side shields are available to cutoff all direct light through certain horizontal angles. Both models clamp around the socket and are designed to be positioned in the field after installation of the fixture. If ordering for a retrofit application, the socket type must be specified.

Light Control Options



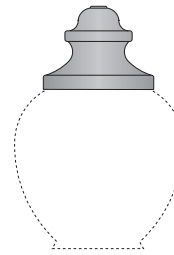
L3 or L5

GLASS REFRACTOR
Borosilicate glass refractor with IES Type III (L3) or Type V (L5) light distribution can be specified in most fixtures that don't have an integral refractive lens. The refractor can be retrofit in existing fixtures without tools or electrical modifications.



LVR

Louver
This 4 tier specular aluminum louver is used to control glare and greatly decrease the amount of light emitted above 90 degrees vertical. It can be added to most fixtures that don't include an integral refractive lens. The top ring is open to allow easy lamp access, but can be specified as closed to further decrease light in the upper hemisphere. LVR1 or LVR2 will depend on socket size.

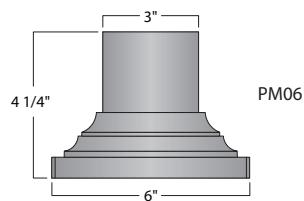


SR

AO Series Solid Top
Spun aluminum roof will be painted to match fixture unless otherwise indicated. Available with AO25 only.

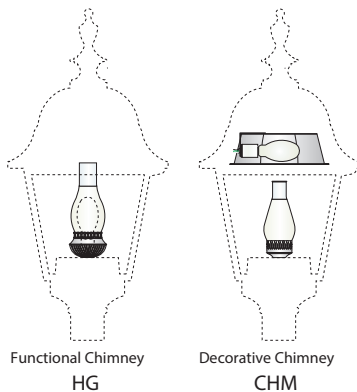
When ordering add SR to end of item number.
AO25PC-CL-SR

Pier Mount



PM06

Decorative Chimney




Functional Chimney
HG

Decorative Chimney
CHM

A decorative frosted glass chimney can be specified for two different optical applications.

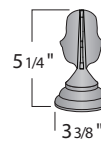
HG - is specified for a vertical lamp (100w max HID) within the decorative chimney. The HG acts to diffuse the light source and add an aesthetic element, both day and night.

CHM - is a non-functional decorative chimney used when the light source is placed horizontally in the top of the fixture.

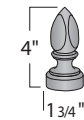


PCL

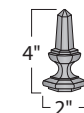
Dusk to dawn photocell
Available for 120v (PCL) or 208-277v (PCL multi).



CFIN (Cast aluminum)



FIN-08
Cast aluminum finial



FIN-760
Cast aluminum finial