

# Passo RT

## 12" Directional LED Steplight



### Features

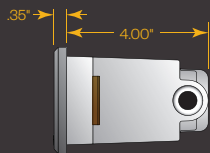

The Passo family of luminaires includes high quality, architecturally relevant fixtures suitable for use in both outdoor or indoor applications. All members of the Passo family feature an independently sealed optical chamber and fully potted driver. These features are especially beneficial in exterior applications as they help compensate for the challenges in getting a good seal between a pre-installed back box and the faceplate as well as those challenges in fully sealing the conduit system. Each luminaire is available in a choice of two output levels to help tailor the desired illuminance to the project and a standard 0-10v dimmable driver allows even further flexibility.

### Product Overview

Wattage:	Up to 9W
Lumen Output:	Up to 525 lm
Color Temp:	2,700K / 3,000K / 4,000K / AMBER
Dimming:	0-10v down to 10%

### PROJECT:

### TYPE:



### Application:

Designed for new construction in brick, poured concrete, and hollow walls.

### Construction:

- Electrical grade PVC housing
- Internal optical chamber
- Cast aluminum faceplate
- 1/8" Tempered frosted Solite lens

### Driver:

- Drive Current (175, 350 or 700mA)
- 2.5kv surge protection
- Fully potted
- Input voltage 120v-277v auto-sensing
- 0-10v dimmable down to 10%

### ETL listed, suitable for wet locations.

### Optics:

Individually sealed optical chamber with neoprene gasket insures LEDs are secure independent of the installation of the back box.

### Amber option:

- PRCD12-AL: 450mW
- PRCD12-AH: 1,233mW

### Finish:

Premium quality thermoset polyester powdercoated faceplate for a durable finish.

- |                       |                   |
|-----------------------|-------------------|
| ANT - Anthracite Gray | BLK - Satin Black |
| CLB - Classic Bronze  | SLV - Silver      |
| WHT - White           | CSTM - Custom     |

# Passo RT

12" Directional LED Steplight



PROJECT:

TYPE:

## Luminaire Ordering Information

PRCD12 - -  
**1**      **2**      **3**

**1** Model  
**PRCD12**

**2** Performance Code  
**L27** - 2,700K / 175mA  
**L30** - 3,000K / 175mA  
**L40** - 4,000K / 175mA  
**H27** - 2,700K / 350mA  
**H30** - 3,000K / 350mA  
**H40** - 4,000K / 350mA  
**VH27** - 2,700K / 700mA  
**VH30** - 3,000K / 700mA  
**VH40** - 4,000K / 700mA  
**AL** - Amber Low  
**AH** - Amber High

**3** Finish  
**ANT** - Anthracite Gray  
**BLK** - Satin Black  
**CLB** - Classic Bronze  
**SLV** - Silver  
**WHT** - White  
**CSTM** - Custom

## Back Box Ordering Information (Back Box must be ordered separately for a complete unit)

Model  
**RTBX-12**

The backbox can be shipped ahead of the steplight upon request.

# Passo RT

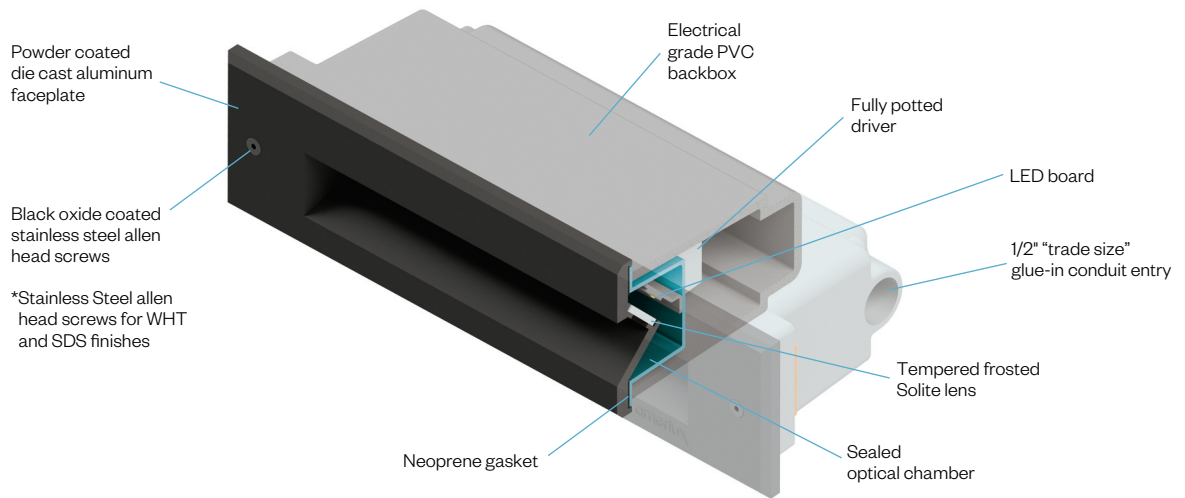
12" Directional LED Steplight



**PROJECT:**

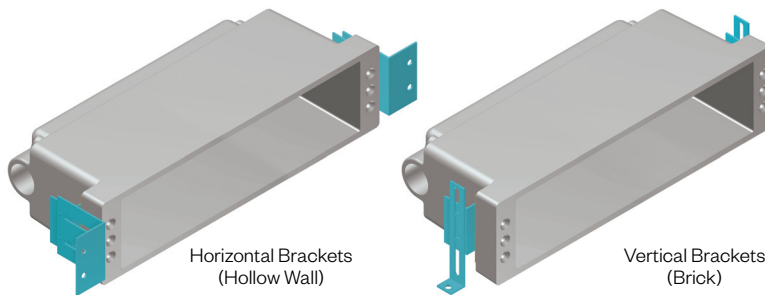
**TYPE:**

## Construction Detail



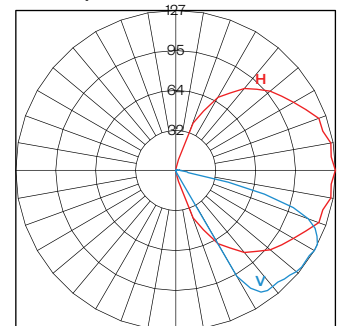
## Application Brackets:

(Included with order)



## Performance Detail

PSCD12/L30 POLAR GRAPH



## Performance Chart

Performance Code	OCT	Approx. Lumens	Drive Current	Nominal Input Power
<b>L27</b>	2700 K	140	175mA	3W
<b>L30</b>	3000 K	147		
<b>L40</b>	4000 K	156		
<b>H27</b>	2700 K	268	350mA	4.5W
<b>H30</b>	3000 K	277		
<b>H40</b>	4000 K	296		
<b>VH27</b>	2700 K	475	700mA	9W
<b>VH30</b>	3000 K	491		
<b>VH40</b>	4000 K	525		

## Amber Option

Model Code	Output
<b>PRCD12-AL</b>	450 mW
<b>PRCD12-AH</b>	1,233 mW