

Passo RT

12" Directional LED Steplight

Features

The Passo family of luminaires includes high quality, architecturally relevant fixtures suitable for use in both outdoor or indoor applications. All members of the Passo family feature an independently sealed optical chamber and fully potted driver. These features are especially beneficial in exterior applications as they help compensate for the challenges in getting a good seal between a pre-installed back box and the faceplate as well as those challenges in fully sealing the conduit system. Each luminaire is available in a choice of two output levels to help tailor the desired illuminance to the project and a standard 0-10v dimmable driver allows even further flexibility.

Product Overview

Wattage:	Up to 4.5W
Lumen Output:	Up to 296 lm
Color Temp:	2,700K / 3,000K / 4,000K / AMBER
Dimming:	0-10v down to 10%



PROJECT:

TYPE:

Application:

Designed for new construction in brick, poured concrete, and hollow walls.

Construction:

- Electrical grade PVC housing
- Internal optical chamber
- Cast aluminum faceplate
- 1/8" Tempered frosted Solite lens

Driver:

- Drive Current (175 or 350mA)
- 2.5kv surge protection
- Fully potted
- Input voltage 120v-277v auto-sensing
- 0-10v dimmable down to 10%

ETL listed, suitable for wet locations.

Optics:

Individually sealed optical chamber with neoprene gasket insures LEDs are secure independent of the installation of the back box.


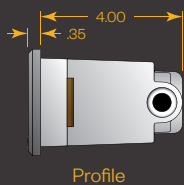
Amber option:

PRCD12-AL: 450mW
PRCD12-AH: 1,233mW

Finish:

Premium quality thermoset polyester powdercoated faceplate for a durable finish.

- | | |
|-----------------------|-------------------|
| ANT - Anthracite Gray | BLK - Satin Black |
| CLB - Classic Bronze | SLV - Silver |
| WHT - White | CSTM - Custom |



Passo RT

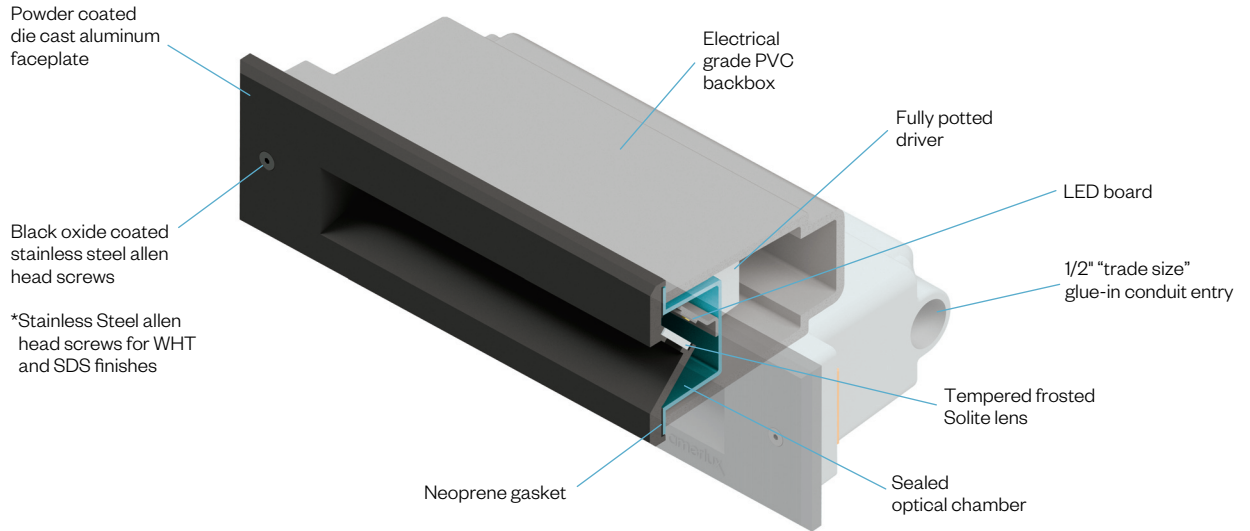
Directional LED Steplight



PROJECT:

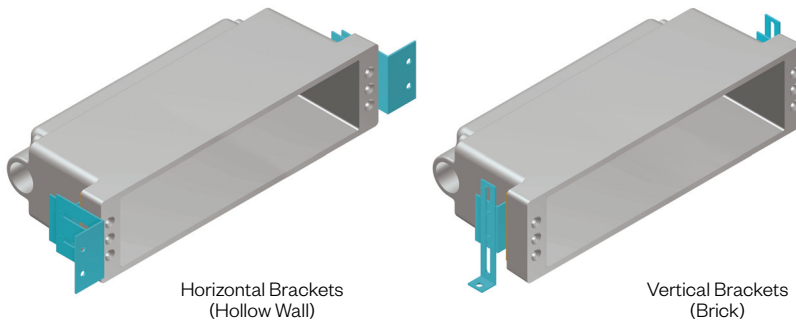
TYPE:

Construction Detail



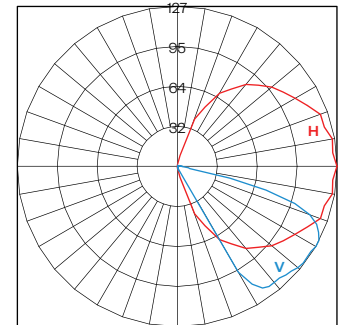
Application Brackets:

(Included with order)



Performance Detail

PSCD12/L30 POLAR GRAPH



Ordering Information

Model Code	Performance Code	CCT	Approx. Lumens	Nominal Input Power	Finish Code
PRCD12	L27	2700 K	140	3W	ANT BLK CLB SLV WHT CSTM
	L30	3000 K	147		
	L40	4000 K	156		
	H27	2700 K	268	4.5W	
	H30	3000 K	277		
	H40	4000 K	296		

Ordering options shown as BOLD. Example: PRCD12/L30/ANT

Amber Option

Model Code	Output	Finish Code
PRCD12-AL	450 mW	ANT, BLK CLB
PRCD12-AH	1,233 mW	