

Passo RT

12" Louvered LED Steplight

Features

The Passo family of luminaires includes high quality, architecturally relevant fixtures suitable for use in both outdoor or indoor applications. All members of the Passo family feature an independently sealed optical chamber and fully potted driver. These features are especially beneficial in exterior applications as they help compensate for the challenges in getting a good seal between a pre-installed back box and the faceplate as well as those challenges in fully sealing the conduit system. Each luminaire is available in a choice of two output levels to help tailor the desired illuminance to the project and a standard 0-10v dimmable driver allows even further flexibility. Available in amber for Wildlife Lighting Certified applications.

Product Overview

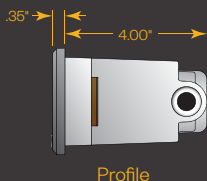

Wattage:	Up to 4.5W
Lumen Output:	Up to 78 lm
Color Temp:	2,700K / 3,000K / 4,000K / AMBER
Dimming:	0-10v down to 10%



PRCL12/BLK

PROJECT:

TYPE:



Application:

Designed for new construction in steps and wall-mounted applications.

Construction:

- Electrical grade PVC housing
- Internal optical chamber
- Cast aluminum faceplate
- 1/8" tempered opal glass lens

Driver:

- Drive Current (175 or 350mA)
- 2.5kv surge protection
- Fully potted
- Input voltage 120v-277v auto-sensing
- 0-10v dimmable down to 10%

ETL listed, suitable for wet locations.

Optics:

Individually sealed optical chamber with neoprene gasket insures LEDs are secure independent of the installation of the back box.

Amber option:

PRCL12-AL: 116 mW
PRCL12-AH: 233 mW

Finish:

Premium quality thermoset polyester powdercoat for a durable finish.
(*Not Wildlife Lighting Certified with AMBER CCT)

ANT - Anthracite Gray	*SLV - Silver
BLK - Satin Black	*WHT - White
CLB - Classic Bronze	CSTM - Custom

Passo RT

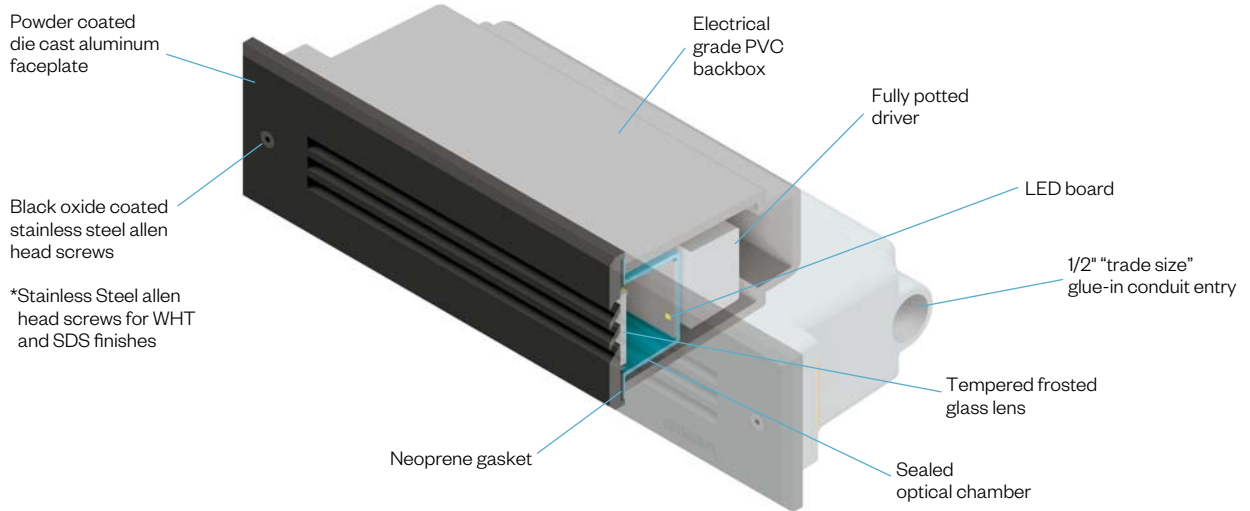
Louvered LED Steplight



PROJECT:

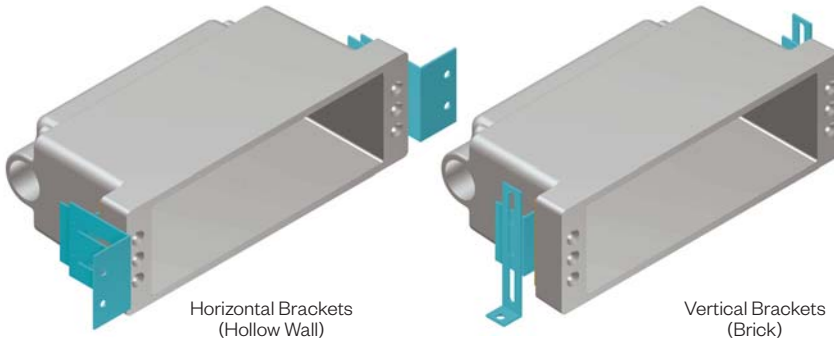
TYPE:

Construction Detail



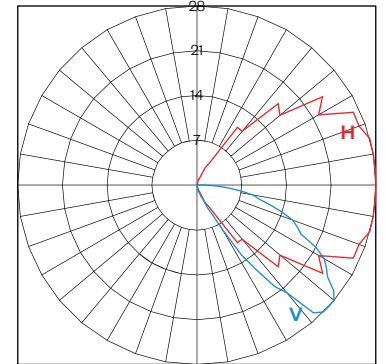
Application Brackets:

(Included with order)



Performance Detail

PSCL12/H30 POLAR GRAPH



Ordering Information

Model Code	Performance Code	CCT	Approx. Lumens	Nominal Input Power	Finish Code
PRCL12	L27	2700 K	35	3W	ANT BLK CLB SLV WHT CSTM
	L30	3000 K	37		
	L40	4000 K	40		
	H27	2700 K	69	4.5W	
	H30	3000 K	73		
	H40	4000 K	78		

Ordering options shown as **BOLD**. Example: **PRCL12/L30/ANT**

Amber Option

Model Code	Output	Finish Code
PRCL12-AL	116 mW	ANT, BLK CLB
PRCL12-AH	233 mW	

Ordering options shown as **BOLD**. Example: **PRCL8-AL/ANT**