

# Passo RT

## 8" Louvered LED Steplight

### Features

The Passo family of luminaires includes high quality, architecturally relevant fixtures suitable for use in both outdoor or indoor applications. All members of the Passo family feature an independently sealed optical chamber and fully potted driver. These features are especially beneficial in exterior applications as they help compensate for the challenges in getting a good seal between a pre-installed back box and the faceplate as well as those challenges in fully sealing the conduit system. Each luminaire is available in a choice of two output levels to help tailor the desired illuminance to the project and a standard 0-10v dimmable driver allows even further flexibility. Available in amber for Wildlife Lighting Certified applications.

### Product Overview

Wattage:	Up to 6W
Lumen Output:	Up to 74 lm
Color Temp:	2,700K / 3,000K / 4,000K / AMBER
Dimming:	0-10v down to 10%



PRCL8/BLK

### PROJECT:

### TYPE:

### Application:

Designed for new construction in brick, poured concrete, and hollow walls.

### Construction:

- Electrical grade PVC housing
- Internal optical chamber
- Cast aluminum faceplate
- 1/8" tempered frosted glass lens

### Driver:

- Drive Current (100, 175, or 350mA)
- 2.5kv surge protection
- Fully potted
- Input voltage 120v-277v auto-sensing
- 0-10v dimmable down to 10%

### ETL listed, suitable for wet locations.

### Optics:

Individually sealed optical chamber with neoprene gasket insures LEDs are secure independent of the installation of the back box.

### Amber option:

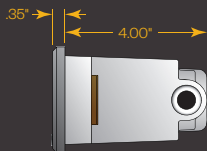
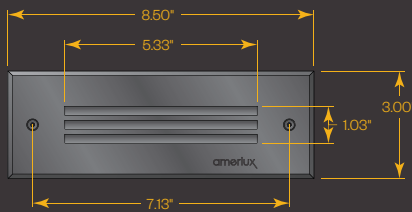
- PRCL8-AL: 50 mW
- PRCL8-AH: 100 mW



### Finish:

Premium quality thermoset polyester powdercoat for a durable finish.  
(\*Not Wildlife Lighting Certified with AMBER CCT)

- |                       |               |
|-----------------------|---------------|
| ANT - Anthracite Gray | *SLV - Silver |
| BLK - Satin Black     | *WHT - White  |
| CLB - Classic Bronze  | CSTM - Custom |



Profile

# Passo RT

8" Louvered LED Steplight



PROJECT:

TYPE:

## Luminaire Ordering Information



**1** Model  
**PRCL8**

**2** Performance Code  
**L27** - 2,700K / 100mA  
**L30** - 3,000K / 100mA  
**L40** - 4,000K / 100mA  
**H27** - 2,700K / 175mA  
**H30** - 3,000K / 175mA  
**H40** - 4,000K / 175mA  
**VH27** - 2,700K / 350mA  
**VH30** - 3,000K / 350mA  
**VH40** - 4,000K / 350mA  
**AL** - Amber Low  
**AH** - Amber High

**3** Finish  
\* **ANT** - Anthracite Gray  
\* **BLK** - Satin Black  
\* **CLB** - Classic Bronze  
**SLV** - Silver  
**WHT** - White  
**CSTM** - Custom



FWC Approved Finishes\*  
For Amber Light Source

## Back Box Ordering Information (Back Box must be ordered separately for a complete unit)

Model  
**RTBX-8**

The backbox can be shipped ahead of the steplight upon request.

# Passo RT

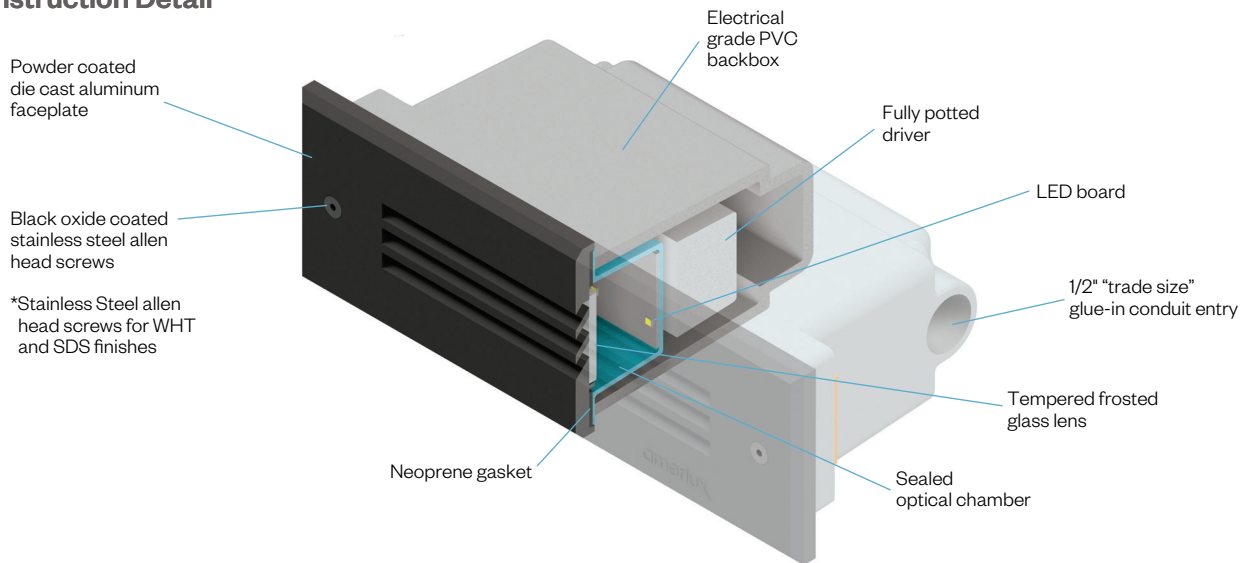
8" Louvered LED Steplight



**PROJECT:**

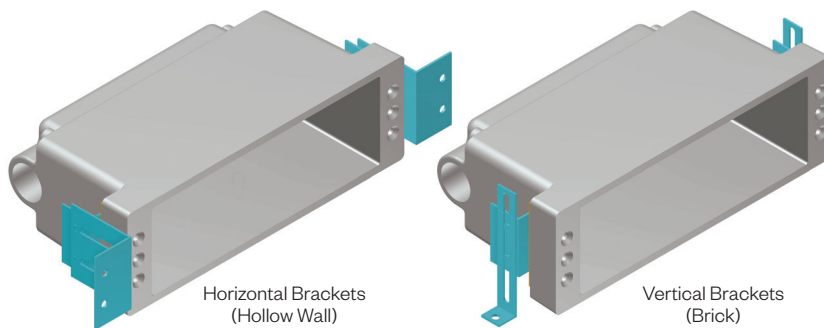
**TYPE:**

## Construction Detail



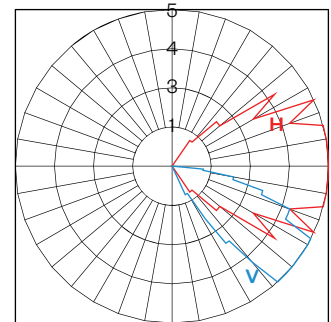
## Application Brackets:

(Included with order)



## Performance Detail

PSCL8/L40 POLAR GRAPH



## Performance Chart

Performance Code	OCT	Approx. Lumens	Drive Current	Nominal Input Power
<b>L27</b>	2700 K	21	100mA	2W
<b>L30</b>	3000 K	22		
<b>L40</b>	4000 K	24		
<b>H27</b>	2700 K	38	175mA	3W
<b>H30</b>	3000 K	40		
<b>H40</b>	4000 K	42		
<b>VH27</b>	2700 K	67	350mA	6W
<b>VH30</b>	3000 K	71		
<b>VH40</b>	4000 K	74		

## Amber Option

Model Code	Output
<b>PRCL8-AL</b>	50 mW
<b>PRCL8-AH</b>	100 mW