

Passo SQ

4" Prismatic Glass LED Recessed Wall Luminaire



PSCP4

Features

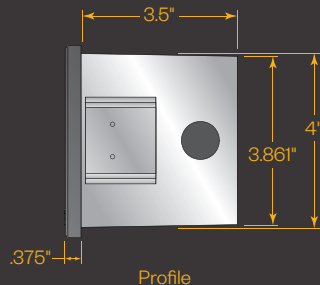

The Passo family of luminaires includes high quality, architecturally relevant fixtures suitable for use in both outdoor or indoor applications. All members of the Passo family feature an independently sealed optical chamber and fully potted driver. These features are especially beneficial in exterior applications as they help compensate for the challenges in getting a good seal between a pre-installed back box and the faceplate as well as those challenges in fully sealing the conduit system. Each luminaire is available in a choice of two output levels to help tailor the desired illuminance to the project and a standard 0-10v dimmable driver allows even further flexibility.

Product Overview

Wattage:	Up to 5.4W
Lumen Output:	Up to 143 lm
Color Temp:	2,700K / 3,000K / 4,000K
Dimming:	0-10v down to 10%

PROJECT:

TYPE:



Application:

Designed for new construction in interior or exterior hollow walls or poured concrete.

Construction:

- Die-cast aluminum housing with protective powdercoat finish
- Sealed die-cast aluminum internal optical chamber
- Die-cast aluminum faceplate
- 1/8" tempered prismatic glass lens

Driver:

- Drive Current (100, 175, or 350mA)
- 2.5kv surge protection
- Fully potted
- Input voltage 120v-277v auto-sensing
- 0-10v dimmable down to 10%

ETL listed, suitable for wet locations.

Optics:

Individually sealed optical chamber insures LEDs are secure independent of the installation of the back box.

Finish:

Premium quality thermoset polyester powdercoated faceplate for a durable finish.

- | | |
|------------------------------|--------------------------|
| ANT - Anthracite Gray | BLK - Satin Black |
| CLB - Classic Bronze | SLV - Silver |
| WHT - White | CSTM - Custom |



Passo SQ

4" Prismatic Glass LED
Recessed Wall Luminaire



PROJECT:

TYPE:

Luminaire Ordering Information

PSCP4 - -
1 **2** **3**

1 Model
PSCP4

2 Performance Code
L27 - 2,700K / 100mA
L30 - 3,000K / 100mA
L40 - 4,000K / 100mA
H27 - 2,700K / 175mA
H30 - 3,000K / 175mA
H40 - 4,000K / 175mA
VH27 - 2,700K / 350mA
VH30 - 3,000K / 350mA
VH40 - 4,000K / 350mA

3 Finish
ANT - Anthracite Gray
BLK - Satin Black
CLB - Classic Bronze
SLV - Silver
WHT - White
CSTM - Custom

Back Box Ordering Information (Back Box must be ordered separately for a complete unit)

Model
SQBX-4

The backbox can be shipped ahead of the steplight upon request.

Passo SQ

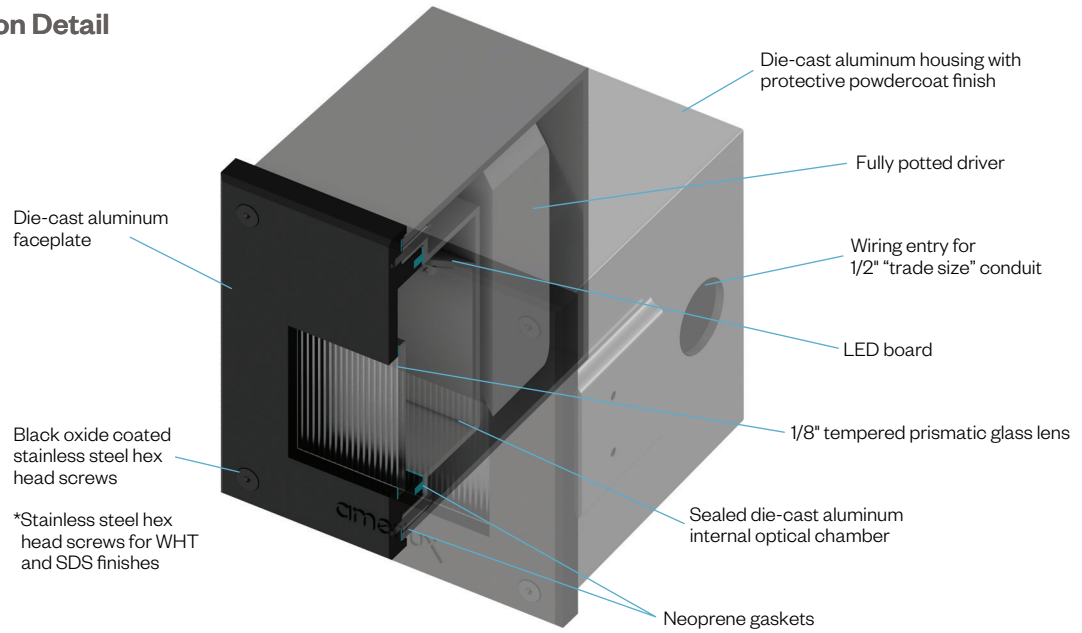
4" Prismatic Glass LED
Recessed Wall Luminaire



PROJECT:

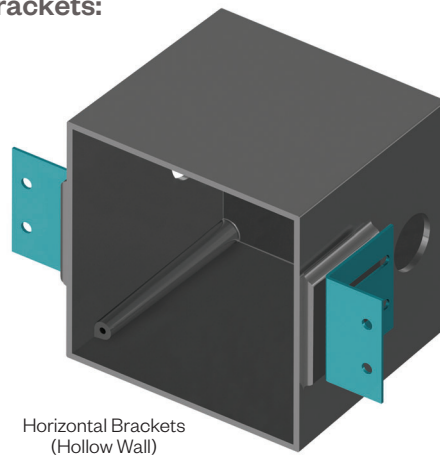
TYPE:

Construction Detail

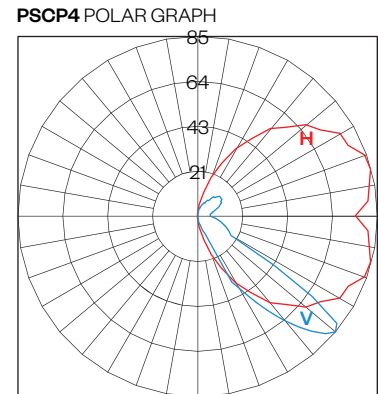


Application Brackets:

(Included)



Performance Detail



Performance Chart

Performance Code	OCT	Approx. Lumens	Drive Current	Nominal Input Power
L27	2700K	57	100mA	1.5W
L30	3000K	62		
L40	4000K	65		
H27	2700K	72	175mA	2.7W
H30	3000K	76		
H40	4000K	81		
VH27	2700K	127	350mA	5.4W
VH30	3000K	134		
VH40	4000K	143		