

CYLINDRIX MULTIPLE RECESSED 2 LIGHT

CYLR-2
2LT T4GU6.5

APPLICATION:

Accent and display lighting for retail, commercial and hospitality environments

CONSTRUCTION:

Stamped steel mounting frame with integral mounting bars
Thermally protected
Steel ballast housing
Electronic ballast
Steel upper housing and laser cut trim ring
Die-cast lamp housing
Formed aluminum yoke
GU6.5 TAL pulse rated socket
Powder coat paint

OPTICS:

0-30° x 45° tilt, 360°+ rotation
Available in a variety of beam spreads featuring Amerlux optics specifically designed for the CMH T4GU6.5 lamp
Available in custom tints to tune beam to provide incandescent-like hue

MOUNTING:

For use in T-grid or sheet rock ceilings

LABELING:

cUL listed
Damp location

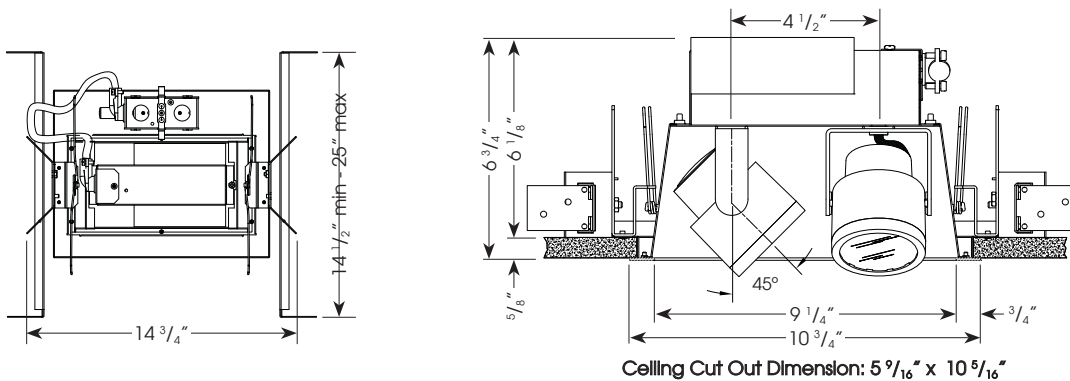
LAMPING:

CMH T4GU6.5 base, 15w (SYLVANIA METALARC® POWERBALL®), 20w and 39w



PROJECT:

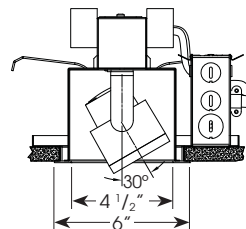
TYPE:



ELECTRICAL

Ballast	2-15w		Lamping 2-20w		2-39w	
	Input Watts	Amps*	Input Watts	Amps*	Input Watts	Amps*
Electronic 120v	36	.30	48	.40	90	.80
277v	36	.14	48	.18	88	.32

*data is for open circuit current
CMH T4GU6.5 base metal halide, 15w, 20w and 39



ORDERING INFORMATION:

Amerlux reserves the right to change details that do not affect overall function and performance.

Model	# Lamps	Wattage	Lamp Type	Ballast	Housing/Head Finish	Voltage	Beam Spreads Lamp 1	Lamp 2	Trim Ring Finish	Options/Accessories
CYLR	2	15 20 39	T4GU6.5	E - electronic	WT - white texture BT - black texture ST - silver texture — (other RAL)	120 277	CL NF FL FL-UBP WF SL	CL NF FL FL-UBP WF SL	WT - white texture	GOLD - ferric gold optic reflector DB2690 - DB2690 optic reflector HEX - hexcell louver SN - snoot (1/2" length standard), specify color (WT, BT, ST) CB - cross blade, specify color (BT), black texture standard

Example: CYLR-2-20-T4GU6.5-E-WT-120-NF-NF-WT

Cat #:

Note: Cross Blade requires snoot be specified.

CYLINDRIX MULTIPLE RECESSED 2 LIGHT

CYLR-2
2LT T4GU6.5



amerlux
GLOBAL LIGHTING SOLUTIONS

TYPE:

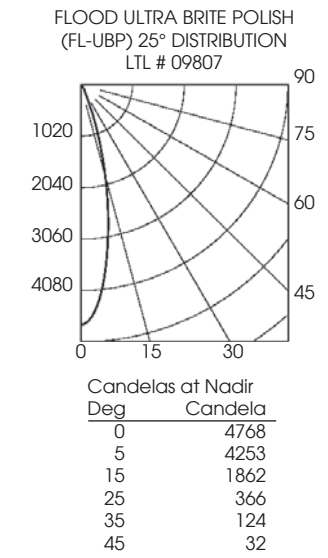
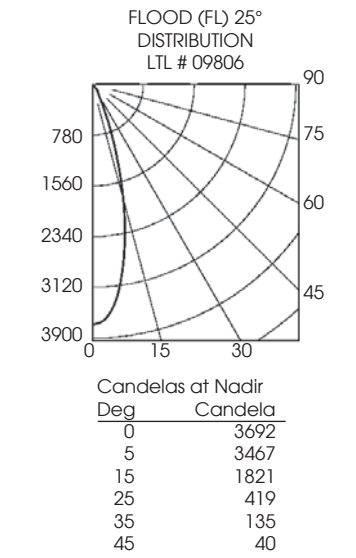
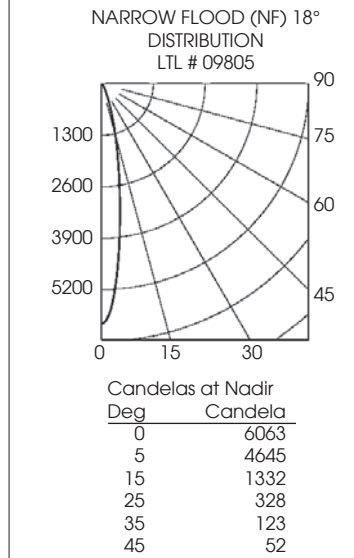
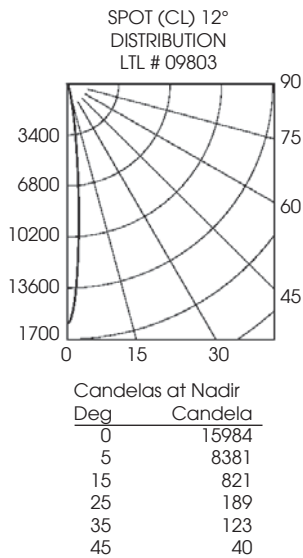


FIXTURE DATA: Test run with standard clear reflector. For gold multiply by 0.9
For 15w data multiply by .75; For 39w data multiply by 2.1

Complete photometric data (ies format) available upon request.

Note: Data is for 1 lamp

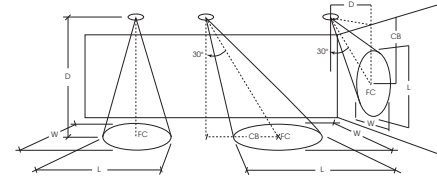
20W T4GU6.5 MH



APPLICATION DATA:

Notes and Definitions:

Beam spread is to 50% center beam candlepower (CBCP).
 D=Distance to floor or wall.
 FC=Footcandles on floor or wall at center beam aiming location.
 L=Effective Visual Beam length in feet (50% of maximum footcandle level).
 W=Effective Visual Beam width in feet (50% of maximum footcandle level).
 CB=Distance across or down to center beam location.



	0° Aiming Angle Horizontal Footcandles				30° Aiming Angle Horizontal Footcandles					30° Aiming Angle Vertical Footcandles					60° Aiming Angle Vertical Footcandles				
	D	FC	L	W	D	FC	L	W	CB	D	FC	L	W	CB	D	FC	L	W	CB
SPOT	5.0'	609	1.1	1.1	5.0'	373	1.2	1.1	3.0	3.0'	223	2.1	1.1	4.8	3.0'	1082	0.7	0.6	1.8
	7.5'	271	1.4	1.4	7.5'	168	2.0	1.6	4.0	4.0'	124	2.8	1.5	6.7	4.0'	619	0.9	0.8	2.2
	10.0'	152	1.8	1.8	10.0'	93	2.6	2.3	6.0	5.0'	81	3.5	1.8	8.2	5.0'	392	1.3	1.1	2.7
	12.5'	97	2.4	2.4	12.5'	63	3.2	2.8	7.0	6.0'	56	4.2	2.2	9.8	6.0'	267	1.5	1.4	3.3
NARROW FLOOD	5.0'	243	1.5	1.5	5.0'	148	2.2	1.8	3.0	3.0'	97	3.2	1.8	4.2	3.0'	431	1.2	1.1	1.7
	7.5'	108	2.3	2.3	7.5'	70	3.1	2.7	4.0	4.0'	55	4.3	2.3	5.7	4.0'	247	1.6	1.5	2.2
	10.0'	61	3.1	3.1	10.0'	38	4.3	3.6	5.0	5.0'	35	5.3	2.8	7.2	5.0'	158	2.0	1.8	2.7
	12.5'	39	3.8	3.8	12.5'	25	5.1	4.4	7.0	6.0'	25	6.4	3.5	8.7	6.0'	110	2.4	2.1	3.2
FLOOD	5.0'	148	2.6	2.6	5.0'	98	3.1	2.8	2.0	3.0'	80	3.4	2.4	3.7	3.0'	277	1.9	1.7	1.3
	7.5'	66	3.7	3.7	7.5'	45	4.7	4.3	4.0	4.0'	46	4.4	3.1	4.8	4.0'	159	2.4	2.2	1.8
	10.0'	37	5.0	5.0	10.0'	26	6.0	5.5	5.0	5.0'	29	5.6	4.0	5.6	5.0'	102	3.0	2.8	2.3
	12.5'	24	6.2	6.2	12.5'	17	7.6	6.7	6.0	6.0'	20	6.7	4.7	7.2	6.0'	71	3.6	3.3	2.7
FLOOD UBP	5.0'	191	2.2	2.2	5.0'	119	2.9	2.6	3.0	3.0'	93	3.4	2.2	3.7	3.0'	340	1.7	1.5	1.8
	7.5'	85	3.3	3.3	7.5'	57	4.1	3.7	4.0	4.0'	52	4.5	2.9	5.3	4.0'	196	2.2	2.0	2.2
	10.0'	48	4.3	4.3	10.0'	32	5.4	4.9	5.0	5.0'	33	5.6	3.6	6.2	5.0'	127	2.8	2.5	2.8
	12.5'	31	5.4	5.4	12.5'	20	6.8	6.1	6.0	6.0'	23	6.7	4.4	7.8	6.0'	88	3.3	3.0	3.3