

# QUICK GRID II 2" X 2" OR 2" X 4"

QG-II  
2X2 OR 2X4

## APPLICATION:

Create a beam ceiling effect to provide people scale in high ceiling spaces. Ideal for floral and produce areas

## CONSTRUCTION:

Extruded aluminum housing  
Choice of 2"x2" or 2"x4" profile  
Wire way cover available for 2"x4", consult factory  
Powder coat paint, available in over 200 finishes

## MOUNTING:

Aircraft cable, stem mount or threaded rod suspension  
Max. 10' O.C. suspension points

## LABELING:

UL listed

## NOTE:

Track sections include multiple circuit or single circuit track. Live End is installed at each end for field wiring flexibility. Suspension is required at all connectors with aircraft cable or threaded rod.

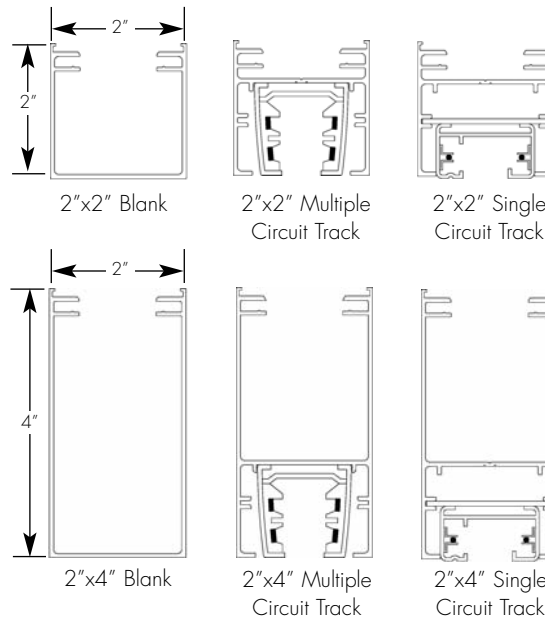


PROJECT :  
  
TYPE :

## ELECTRICAL

Track sections uses multiple circuit track, 120v or 277v, or single circuit track, 120v  
20 ampers per circuit

Amerlux reserves the right to change details that do not affect overall function and performance.



## ORDERING INFORMATION:

GRID LAYOUTS Track Sections			Blank Sections		
	Model 2"x2"	Model 2"x4"		Model 2"x2"	Model 2"x4"
2' nominal	QG-II-2X2-T-2'	QG-II-2X4-T-2'	2' nominal	QG-II-2X2-B-2'	QG-II-2X4-B-2'
4' nominal	QG-II-2X2-T-4'	QG-II-2X4-T-4'	4' nominal	QG-II-2X2-B-4'	QG-II-2X4-B-4'
6' nominal	QG-II-2X2-T-6'	QG-II-2X4-T-6'	6' nominal	QG-II-2X2-B-6'	QG-II-2X4-B-6'
8' nominal	QG-II-2X2-T-8'	QG-II-2X4-T-8'	8' nominal	QG-II-2X2-B-8'	QG-II-2X4-B-8'

STRAIGHT RUNS		Model 2"x2"	Model 2"x4"	
Track only:	QG-II-2X2-T-_____	ft. (specify overall length)	QG-II-2X4-T-_____	ft. (specify overall length)
Blank only:	QG-II-2X2-B-_____	ft. (specify overall length)	QG-II-2X4-B-_____	ft. (specify overall length)

Example: QG-II-2X2-T-2'

Cat #:

# QUICK GRID II 2" X 2" OR 2" X 4"

QG-II  
2X2 OR 2X4



TYPE :



## ACCESSORY ITEMS:

### CONNECTORS

Blind Splice Bracket  
90° Connector  
T Connector  
X Connector  
Starter Bracket

### 2" X 2" PART #

QG-II-2x2-C  
QG-II-2x2-90  
QG-II-2x2-T  
QG-II-2x2-X  
QG-II-2x2-S

### 2" X 4" PART #

QG-II-2x4-C  
QG-II-2x4-90  
QG-II-2x4-T  
QG-II-2x4-X  
QG-II-2x4-S

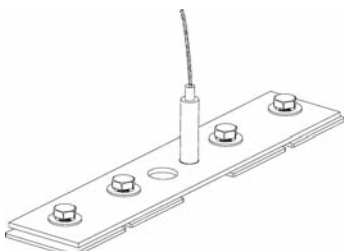
### AIRCRAFT CABLE SETS

10' Cable w/Plastic Canopy  
20' Cable w/Plastic Canopy

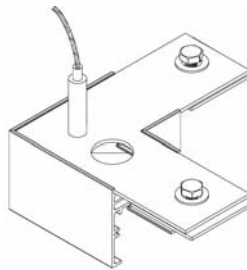
### PART #

AC-10  
AC-20  
CN-12/5

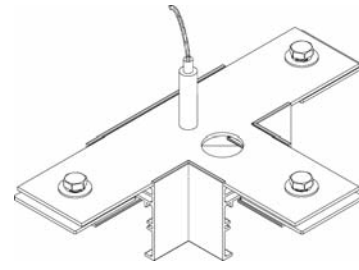
Metal canopy with 12/5 white cord



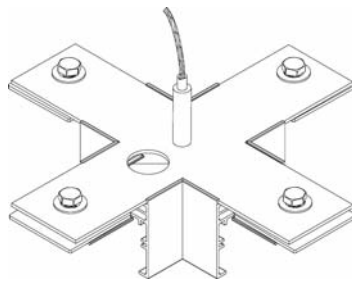
Blind Splice Bracket



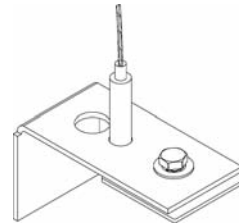
90° Connector



T Connector



X Connector



Starter Bracket

## NOTE:

### FOR STRAIGHT RUNS:

Suspension to be at beginning and end of run and at all blind splice connections. Order AC-10 or AC-20 as required. Order straight runs by overall length. Maximum length per individual section will be 8 feet.

For straight runs of track, a live end is provided at beginning of run, a dead end is provided at end of run and straight connectors are provided at all blind splice connections.

For mixed runs of track and blank sections, provide layout sketch. Amerlux will create drawing and provide bill of materials.