

CYLINDRIX MULTIPLE RECESSED 2 LIGHT INTERNATIONAL

I-CYLR-2
2LT HIT-PGJ5

APPLICATION:

Accent and display lighting for Retail, Commercial and Hospitality environments

CONSTRUCTION:

Steel ballast mounting plate
Steel upper housing and laser cut trim ring
Die-cast lamp housing
Formed aluminum yoke
Powder coat paint

ELECTICAL:

Electronic ballasts
Terminal block for electrical connections
PGJ5 pulse rated socket

OPTICS:

0-30° x 45° tilt, 360°+ rotation
Available in a variety of beam spreads featuring Amerlux optics specifically designed for the CDM-Tm lamp, PGJ5 base
Available in custom tints to tune beam to provide incandescent-like hue

MOUNTING:

Swing out lugs permit from below mounting into ceiling up to 1 1/2" (38 mm) thick

LABELING:

CE CCC pending

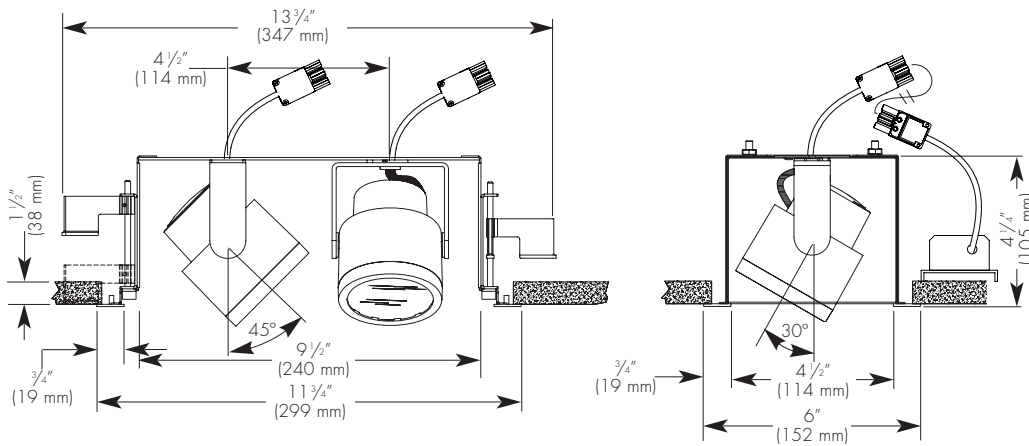


PROJECT:

TYPE:

ECOTEKTURAL

Architectural lighting for sustainable design.



Ceiling Cut Out Dimension: 11 1/4" x 5 1/2"
(286 mm x 140 mm)

ELECTRICAL

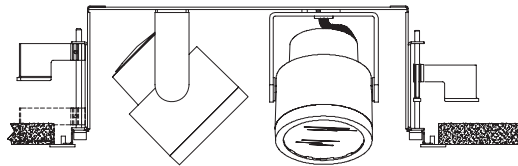
Ballast	Lamping				
	2-20w		2-35w		
	Input watts	Amps*	Input watts	Amps*	
Electronic	220v	52	.40	90	.40
	240v	48	.32	90	.40

*Data is for open circuit current
2 CDM-Tm PGJ5 base metal halide, 20w and 35w

Amerlux reserves the right to change details that do not affect overall function and performance.

OPTIONAL: TO EXCLUDE GEAR

ORDER LG OPTION (BALLAST/TRANSFORMER SUPPLIED BY OTHERS)



ORDERING INFORMATION:

Model	# Lamps	Wattage	Lamp Type	Ballast	Housing/Head Finish	Voltage	Beam Spreads (specify each head)	Trim Ring Finish	Options/Accessories	Listing Code
I-CYLR	2	20 35	HIT-PGJ5 (CDM-Tm Mini masterColor®)	E - electronic	WT - white texture BT - black texture ST - silver texture - (other RAL)	220-240	CL - spot, 12° NF - narrow flood, 18° FL - flood, 25° WF - wide flood, 40° SL - linear spread lens, 5° x 55°	WT - white texture	DB2690 - DB2690 optic reflector GOLD - ferric gold optic reflector HEX - hexcell louver SN - snoot (1/2" length standard), specify color (WT, BT, ST) CB* - cross blade, specify color (BT), black texture standard	CE CCC

Example: I-CYLR-2-20-HIT-PGJ5-E-WT-220-240-FL-FL-WT-CE

Cat #:

*Note: Cross Blade requires snoot be specified

To Exclude Gear
LG - less gear

CYLINDRIX MULTIPLE RECESSED 2 LIGHT

I-CYLR-2
2LT HIT-PGJ5



TYPE :

ECOTECHURAL
Architectural lighting for sustainable design.

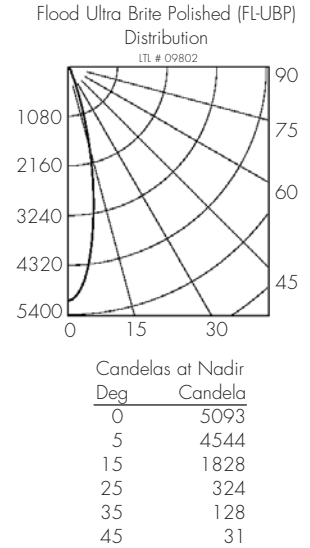
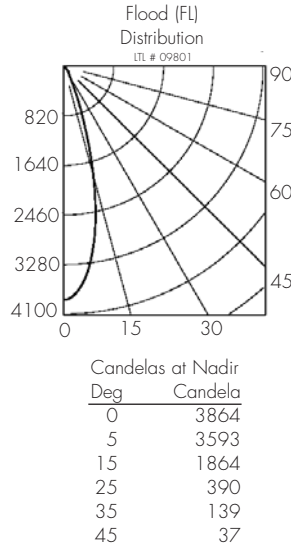
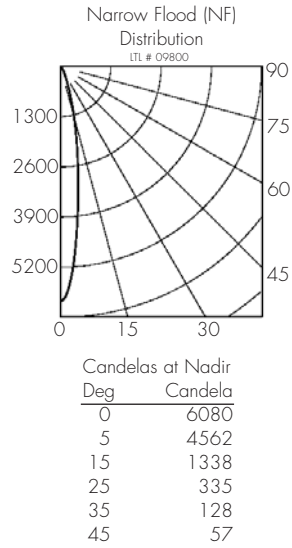
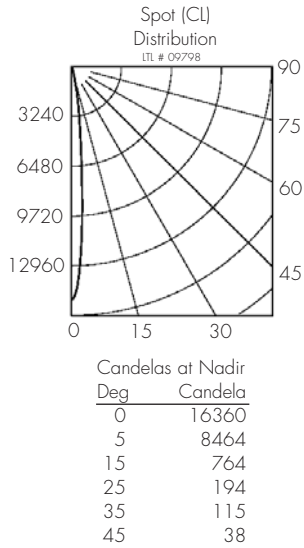


FIXTURE DATA: Test run with standard clear reflector. For gold, multiply by 0.9
For 39w data, multiply by 1.8

Complete photometric data (.ies format) available upon request.

Note: Data is for 1 lamp

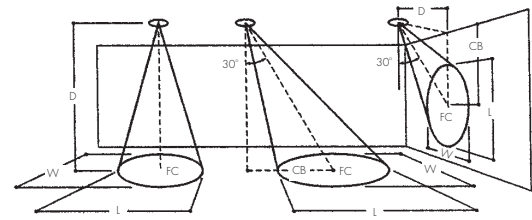
20W HIT-PGJ5



APPLICATION DATA:

Notes and Definitions:

Beam spread is to 50% center beam candlepower (CBCP).
D=Distance to floor or wall.
FC=Footcandles on floor or wall at center beam aiming location.
L=Effective Visual Beam length in feet (50% of maximum footcandle level).
W=Effective Visual Beam width in feet (50% of maximum footcandle level).
CB=Distance across or down to center beam location.



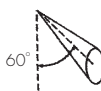
0° Aiming Angle
Horizontal
Footcandles



30° Aiming Angle
Horizontal
Footcandles



30° Aiming Angle
Vertical
Footcandles



60° Aiming Angle
Vertical
Footcandles

	0° Aiming Angle Horizontal Footcandles				30° Aiming Angle Horizontal Footcandles					30° Aiming Angle Vertical Footcandles					60° Aiming Angle Vertical Footcandles				
	D	FC	L	W	D	FC	L	W	CB	D	FC	L	W	CB	D	FC	L	W	CB
SPOT	5.0'	654	1.1	1.1	5.0'	401	1.3	1.2	3.0	3.0'	240	2.1	1.0	4.8	3.0'	1163	0.7	0.6	1.7
	7.5'	291	1.4	1.4	7.5'	181	2.0	1.5	4.0	4.0'	133	2.8	1.5	6.2	4.0'	665	1.0	0.8	2.2
	10.0'	164	1.8	1.8	10.0'	100	2.6	2.1	6.0	5.0'	87	3.4	1.8	8.3	5.0'	422	1.3	1.0	2.7
	12.5'	105	2.4	2.4	12.5'	68	3.1	2.8	7.0	6.0'	61	4.1	2.1	9.8	6.0'	288	1.5	1.3	3.3
NARROW FLOOD	5.0'	243	1.5	1.5	5.0'	148	2.2	1.7	3.0	3.0'	96	3.2	1.8	4.7	3.0'	432	1.2	1.1	1.7
	7.5'	108	2.3	2.3	7.5'	70	3.1	2.7	4.0	4.0'	54	4.3	2.3	6.3	4.0'	247	1.6	1.4	2.3
	10.0'	61	3.1	3.1	10.0'	37	4.3	3.6	5.0	5.0'	35	5.3	2.9	7.7	5.0'	158	2.0	1.8	2.8
	12.5'	39	3.7	3.7	12.5'	25	5.0	4.4	7.0	6.0'	24	6.4	3.5	9.2	6.0'	109	2.4	2.1	3.3
FLOOD	5.0'	155	2.5	2.5	5.0'	102	3.1	2.8	2.0	3.0'	84	3.3	2.4	3.7	3.0'	289	1.9	1.7	1.3
	7.5'	69	3.7	3.7	7.5'	47	4.6	4.2	4.0	4.0'	48	4.3	3.1	4.8	4.0'	165	2.4	2.2	1.8
	10.0'	39	5.0	5.0	10.0'	27	6.0	5.5	5.0	5.0'	30	5.5	3.9	5.7	5.0'	106	3.0	2.8	2.3
	12.5'	25	6.2	6.2	12.5'	17	7.5	6.5	6.0	6.0'	21	6.8	4.9	7.2	6.0'	74	3.6	3.3	2.8
FLOOD UBP	5.0'	202	2.1	2.1	5.0'	127	2.8	2.5	3.0	3.0'	98	3.3	2.2	3.8	3.0'	364	1.7	1.5	1.8
	7.5'	90	3.2	3.2	7.5'	61	3.9	3.6	4.0	4.0'	55	4.4	2.8	5.3	4.0'	209	2.1	1.9	2.2
	10.0'	51	4.2	4.2	10.0'	34	5.3	4.7	5.0	5.0'	35	5.5	3.4	6.7	5.0'	135	2.7	2.4	2.7
	12.5'	33	5.2	5.2	12.5'	22	6.6	5.9	6.0	6.0'	25	6.6	4.2	7.7	6.0'	94	3.2	2.9	3.2