

# 4" Extruded Series



Shown with Cover (4-COV)

## Features

Aluminum light poles featuring a choice of extruded shafts. Accepts a wide variety of Amerlux post top luminaires.

7 1/2" square cast aluminum base flange

### Choice of extruded shafts:

- 4" to 3" tapered, 0.125 wall
- 4" OD fluted (12 flutes), 0.125 wall
- 4" OD smooth round, 0.125 wall

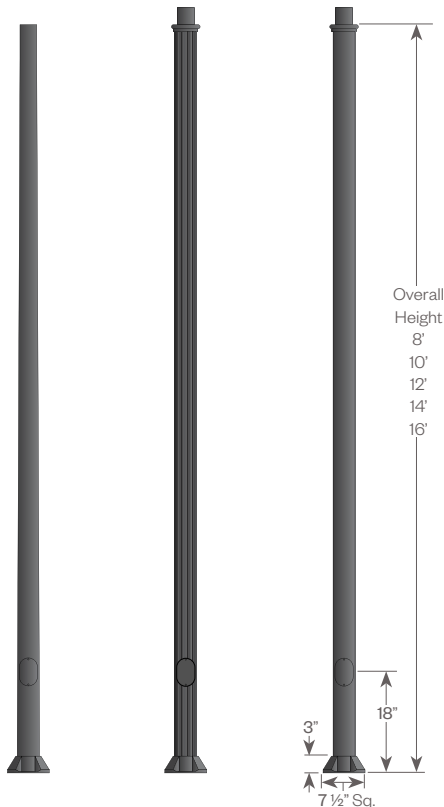
Extruded shaft is circumferentially welded to the structural base

A 2x4" handhole with curved lap style aluminum door and two stainless steel self-tapping screws is standard. A grounding provision incorporating a tapped 1/4" 20NC hole is provided opposite the handhole.

Ground lug provided inside base

## PROJECT:

## TYPE:



APRT4.XX

APFS4.XX

APRS4.XX

See pgs 3-4 for more details.

## Materials:

Base - Cast aluminum (356-T6)

Shaft - Extruded Aluminum (6063-T6)

- Tapered Aluminum (6063-T6)

Anchor Bolts - Hot dipped galvanized steel, ordered separately

## Finish:

Premium quality thermoset polyester powdercoat for a durable finish.

## Accessories:

- Single or double sided field rotatable banner arms
- Flag pole holder
- GFCI - covered ground fault circuit protected duplex outlet
- Two-piece cover placed at base of pole for better aesthetics



# 4" Extruded Series

## PROJECT:

## TYPE:

### Pole Ordering Information



- 1** Model  
**APRT4** - 4" to 3" O.D. pole, tapered 0.125 wall  
**APFS4** - 4" O.D. fluted pole, 0.125 wall  
**APRS4** - 4" O.D. smooth pole, 0.125 wall

- 2** Pole Height  
**08** - 8'-0"  
**10** - 10'-0"  
**12** - 12'-0"  
**14** - 14'-0"  
**16** - 16'-0"

- 3** Finish  
**BLK** - satin black  
**CLB** - classic bronze  
**GBZ** - gloss textured bronze  
**GRN** - green  
**GTB** - gloss textured black  
**TBK** - textured black  
**TGR** - gloss textured green  
**CSTM** - custom, consult factory

- 4** Options/Accessories  
**GFCI-TOP** - ground fault circuit protected outlet, placed 6" \_\_ from the top of pole  
**GFCI-BTM** - ground fault circuit protected outlet, placed 6" above the decorative base at the bottom of the pole  
**LT** - less tenon

### Anchor Bolt Ordering Information (Ordered separately, can be pre-shipped upon request)



- 1** Model  
**APXX4-555-0018** - 3/4" x 17" anchor bolts

### Accessory Ordering Information (Ordered separately)




- 1** Model (all accessories below are for non-tapered shafts only)  
**BA18-FRC4** - 18" banner arm, 4" OD shaft  
**BA24-FRC4** - 24" banner arm, 4" OD shaft  
**2BA18-FRC4-180** - double sided 18" banner arms, 4" OD shaft  
**2BA24-FRC4-180** - double sided 24" banner arms, 4" OD shaft  
**FPH-4** - flag pole holder for 4" non-tapered poles  
**4-COV** - two piece cover

# 4" Extruded Series

PROJECT:


TYPE:



# 4" Extruded Series

## PROJECT:

## TYPE:



### Finish

The post will be finished with an electrostatically applied thermoset polyester powder coat. Prior to finishing, the parts are thoroughly cleaned. Our powder coat finish is durable, long lasting, attractive and scratch resistant as well as environmentally friendly. We offer 7 stock finishes or hundreds of special order colors including custom matching for existing projects (additional charges apply).

**BLK** - Satin Black  
**CLB** - Classic Bronze  
**GBZ** - Gloss Textured Bronze  
**GRN** - Green

**GTB** - Gloss Textured Black  
**TBK** - Textured Black  
**TGR** - Gloss Textured Green

### Accessories

#### Banner Arms

Single or double sided field rotatable banner arms.

**BA18** (18") or **BA24** (24") banner arms

**FRC4** (4"OD shaft)

Add a (2) for a double arm.

Example: **2BA18-FRC4-180**

*See ordering guide for configurations*



#### FPH-4

Extruded aluminum holder for 1" OD flag poles.

Available for 4" OD non-tapered pole.



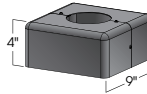
#### GFCI - Top/Bottom

Covered ground fault circuit protected duplex outlet. Can be placed near top of pole or above the decorative base at the bottom of the pole. Wet while in use rated.



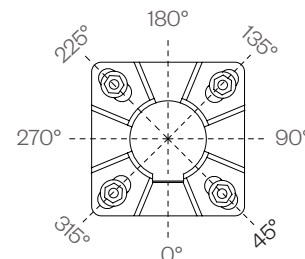
#### 4 - Cover

Two piece cover is fabricated from stamped and formed aluminum.



### GFCI Orientation Guide

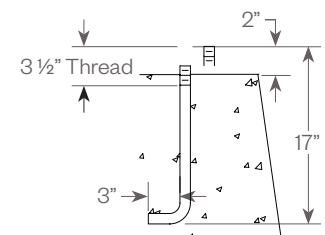
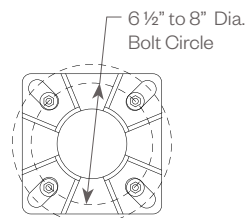
As viewed from above



**Note: GFCI placed at 0° unless otherwise specified.**

**Note: Orientation of additional accessories must be specified when ordering.**

### Anchor Details



(4) 3/4"-10NC Galv. Stl. Anchor Bolts, AASHTO M314-90 Grade 55, Galv. Per ASTM A153.

(4) 3/4"-10NC Galv. Stl. Hex. Nuts

(4) 3/4" Galv. Stl. Lockwashers

(4) 3/4" Galv. Stl. Flatwashers

**Anchor bolts and templates can be requested prior to product shipment.**