

# Hamilton Series



**PROJECT:**

**TYPE:**

## Features

Aluminum light poles with a decorative base, featuring a choice of extruded shafts. Accepts a wide variety of Amerlux post top luminaires.

13 1/2" diameter fluted cast aluminum base.

## Product Overview

Type: Exterior Lighting Pole for Amerlux Post Top Luminaires

Pole Height: 8', 10', 12', 14', 16'

Shaft Size: 4" to 3" OD, 4" OD



## Certifications



## Fixture Summary

### Choice of Extruded Shafts:

- 4" to 3" OD smooth tapered, 0.125 wall
- 4" OD fluted (12 flutes), 0.125 wall
- 4" OD smooth round, 0.125 wall

Extruded shaft is circumferentially welded to the base.

Access door for wiring is secured with stainless steel screws.

Ground lug provided inside base.

Capable of supporting multiple light brackets.

### Materials:

Base - Cast aluminum (356-T6)

Shaft - Extruded aluminum (6063-T6)

- Tapered aluminum (6063-T6)

Anchor Bolts - Hot dipped galvanized steel, ordered separately

### Finish:

Premium quality thermoset polyester powdercoat for a durable finish.

### Options/Accessories:

- Single or double sided field rotatable banner arms
- Flag pole holder
- GFCI - covered ground fault circuit protected duplex outlet
- Direct burial extension

# Hamilton Series



PROJECT:

TYPE:

## Ordering Information - Pole

1	2	3	4
1 Model	2 Pole Height	3 Finish	4 Options
<b>AP3502</b> 4" to 3" O.D. smooth tapered pole, 0.125 wall <b>AP3503</b> 4" O.D. fluted pole, 0.125 wall <b>AP3504</b> 4" O.D. smooth pole, 0.125 wall	<b>08</b> 8'-0" <b>10</b> 10'-0" <b>12</b> 12'-0" <b>14</b> 14'-0" <b>16</b> 16'-0"	<b>BLK</b> satin black <b>CLB</b> classic bronze <b>GBZ</b> gloss textured bronze <b>GRN</b> green <b>GTB</b> gloss textured black <b>TBK</b> textured black <b>TGR</b> gloss textured green <b>CSTM</b> custom, consult factory	<b>GFCI-TOP</b> ground fault circuit protected outlet, placed 6" from the top of pole  <b>GFCI-BTM</b> ground fault circuit protected outlet, placed 6" above the decorative base at the bottom of pole  <b>LT</b> less tenon <b>DB</b> direct burial extension

## Ordering Information - Anchor Bolt (ordered separately, can be pre-shipped upon request)

AP3500-555-0018

1
1 Model
<b>AP3500-555-0018</b> 3/4" x 17" anchor bolt

## Ordering Information - Accessories (ordered separately)

1	2
1 Model (all accessories below are for non-tapered shafts only)	2 Finish
<b>BA18-FRC4</b> 18" banner arm, 4" OD shaft <b>BA24-FRC4</b> 24" banner arm, 4" OD shaft <b>2BA18-FRC4-180</b> double sided 18" banner arms, 4" OD shaft <b>2BA24-FRC4-180</b> double sided 24" banner arms, 4" OD shaft <b>FPH-4</b> flag pole holder for 4" non-tapered poles	<b>BLK</b> satin black <b>CLB</b> classic bronze <b>GBZ</b> gloss textured bronze <b>GRN</b> green <b>GTB</b> gloss textured black <b>TBK</b> textured black <b>TGR</b> gloss textured green <b>CSTM</b> custom, consult factory

PROJECT:

TYPE:

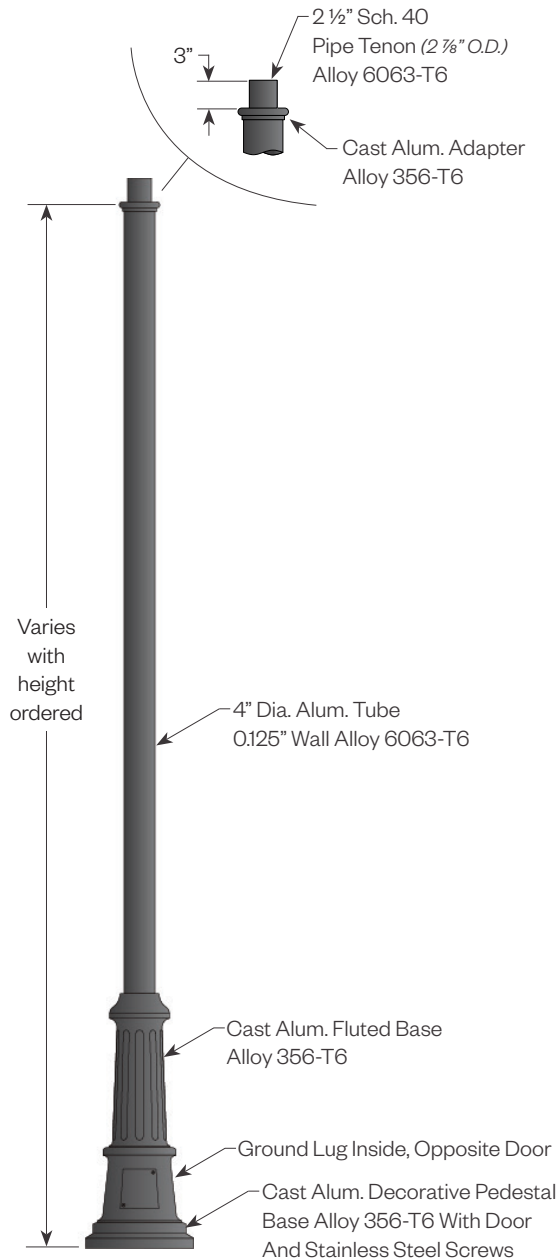
Product Details



PROJECT:

TYPE:

## Product Details (continued)



## Finish

The post will be finished with an electrostatically applied thermoset polyester powder coat. Prior to finishing, the parts are thoroughly cleaned. Our powder coat finish is durable, long lasting, attractive and scratch resistant as well as environmentally friendly. We offer 7 stock finishes or hundreds of special order colors including custom matching for existing projects (*additional charges apply*).

**BLK** - Satin Black

**CLB** - Classic Bronze

**GBZ** - Gloss Textured Bronze

**GRN** - Green

**GTB** - Gloss Textured Black

**TBK** - Textured Black

**TGR** - Gloss Textured Green

## Options/Accessories

### Banner Arms

Single or double sided field rotatable banner arms.

**BA18** (18") or **BA24** (24") banner arms

**FRC4** (4" OD shaft)

Add a (2) for a double arm. Example: **2BA18-FRC4-180**

**See ordering guide for configurations**



### FPH-4

Extruded aluminum holder for 1" OD flag poles.

Available for 4" OD non-tapered pole.

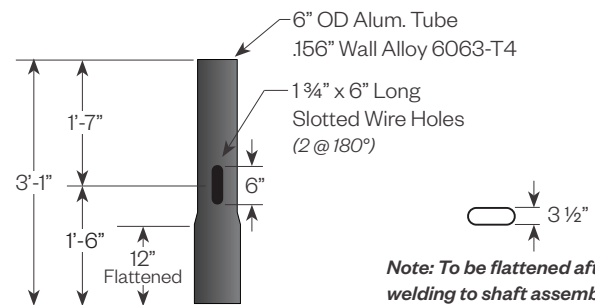


### GFCI - Top/Bottom

Covered ground fault circuit protected duplex outlet.

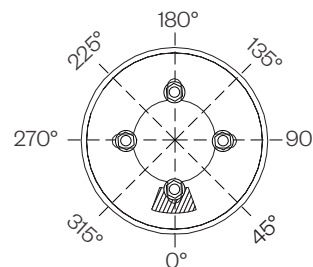
Can be placed near top of pole or above the decorative base at the bottom of the pole. Wet while in use rated.

## Direct Burial



**Note: To be flattened after welding to shaft assembly.**

## GFCI Orientation Guide

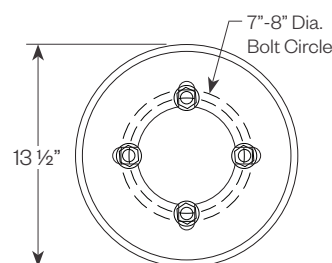


**Notes: 1. GFCI placed at 0° unless otherwise specified.**

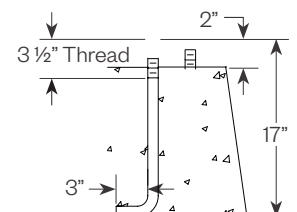
**2. Orientation of additional accessories must be specified when ordering.**

As viewed from above.

## Anchor Details



**Anchor bolts and templates can be requested prior to product shipment.**



(4) 3/4"-10NC Galv. Stl. Anchor Bolts, AASHTO M314-90 Grade 55, Galv. Per ASTM A153.

(4) 3/4"-10NC Galv. Stl. Hex. Nuts

(4) 3/4" Galv. Stl. Lockwashers

(4) 3/4" Galv. Stl. Flatwashers

