

Evolve® 4.75"

Round Adjustable C3



Features

The Evolve® 4.75 C3 provides many wattage options, ranging from 18 watts to 33 watts with impressive performance, higher lumen delivery and consistent color. Available in Round or Square aperture in a trimmed or trimless version. Suitable for a variety of lighting schemes featuring general accent task and display applications Evolve® 4.75" C3 gives architects and lighting designers the flexibility to complete sustainable lighting designs.

Product Overview


Fixture Type:	Recessed Adjustable
Wattage:	18, 21, 25, 29, 33
Color Temp:	2700K, 3000K, 3500K, 4000K
CRI:	83 typ. (2700K, 3000K, 3500K, 4000K) 90+ typ. (2700K, 3000K) CrispWhite LED Available
Dimming:	ELV & TRIAC (120/277VAC) Lutron Hi-lume® H Series/EcoSystem - 1% dim with soft on, fade to black, 120/277VAC 0-10V (120/277VAC) - 1% Dim DALI dimming - 1% Dim



Adjustable

PROJECT:

TYPE:



Trimless

Fixture Type

Round/Square	New Construction	Trim	Trimless
Yes	Yes	Yes	Yes

See separate spec sheet for Square trim

Performance Chart

Nominal Watts	Delivered Lumens	LPW	CBOP	Color Temp
18	1119	62.9	2764	3000K-83
21	1412	67.2	2885	3000K-83
25	1677	67	3426	3000K-83
29	1941	66.9	3967	3000K-83
33	2206	67.7	4508	3000K-83

Data is based on 3000K-83 IES files available on website.

Data is based on Wide Flood optic with approx. 35° tilt.

Electrical Data

	18W		21W		25W	
	System Watts	Amps	System Watts	Amps	System Watts	Amps
120V	18	0.15	21	0.18	25	0.21
277V	18	0.06	21	0.08	25	0.09
	29W		33W			
	System Watts	Amps	System Watts	Amps		
120V	29	0.24	33	0.28		
277V	29	0.10	33	0.12		

Electronic constant current LED driver. Includes thermal protector, 2w power consumption.



Evolve[®] 4.75"

4.75" Round Adjustable C3



Evolve 4.75" RA-C3

PROJECT:

TYPE:

Housing/Frame Ordering Information

1	2	3	4	5	6	7	8
1 <u>Model</u> For New Construction E4.75RA-C3-NC-A17* (New Construction) E4.75RA-C3-CP-A17* (Chicago Plenum (COEA))	2 <u>Style</u> T - trimmed TL - trimless (not available for use with Grid ceiling)	3 <u>Wattage</u> 18 21 25 29 33	4 <u>Voltage</u> 120 277	5 <u>Beam Spreads</u> NSP - narrow spot, 10° (based on availability, lead times may vary, consult factory) SP - spot, 15° FL - flood, 25° WF - wide flood, 40°	6 <u>Color Temp</u> 83 CRI 90+ CRI 27 - 2700K-83 279 - 2700K-90+ CRISP* - CrispWhite 30 - 3000K-83 309 - 3000K-90+ 3CLA* - 3K Class A 35 - 3500K-83 359 - 3500K-90+ 40 - 4000K-83 409 - 4000K-90+ * Not available with NSP beam spread	7 <u>Driver</u> (for non-dimming, select LE/TE option) LE/TE - TRIAC/ELV dimming HILUME-H-ECO - Lutron Hi-lume [®] H Series, EcoSystem, 1% dim with soft on, fade to black O-10V - O-10V dimming, 1% dim DALI - DALI dimming, 1% dim	8 <u>Options</u> HEX - hexcell louver HB49 - hanger bars from min 29" to max 49"

Trim Ordering Information

E4.75RA-C3-A17		
1	2	3
1 <u>Model</u> E4.75RA-C3-A17*	2 <u>Style</u> T - trimmed TL - trimless (not available for use with Grid ceiling)	3 <u>Finish</u> For Trimmed Fixture SDW - semi-diffuse, white flange SDC - semi-diffuse, clear flange (flange finish matches cone finish) MWW - matte white, white flange MBB - matte black, black flange For Trimless Fixture SD - semi-diffuse MW - matte white

* The "A" refers to the sequential revision in a year and "XX" refers to the year of update. Updates coincide with improved performance while not changing the overall fixture aesthetic and are reflected in the published performance data. Please contact your Amerlux representative for explanations of changes.

Evolve[®] 4.75"

4.75" Round Adjustable C3



PROJECT:

TYPE:

Specifications

Application

Retail and commercial accent and display lighting

Housing Construction

20 ga. steel painted matte black
Formed aperture plate with 5/8" lip
Cast aluminum plaster frame with perforated face (for trimless fixture only)
Integral adjustable locking mounting bars
Thermally protected
Die-cast lamp housing and heatsink

Reflector Construction

Spun aluminum self-flanged reflector with angle cut
Steel mounting ring with torsion spring

Optical

0-35° lockable tilt, 360°+ rotation
Beam Spreads: Narrow Spot, 10°; Spot, 15°; Flood, 25°;
Wide Flood, 40°

LED

Color Temp Options:
2700K, 3000K, 3500K, 4000K
CRI: 83 typ. (2700K, 3000K, 3500K, 4000K)
90+ typ. (2700K, 3000K)
CrispWhite* and 3K Class A** LEDs available
R9 Values: 11 (83 CRI), 55 (92 CRI)
Binning: 3 MacAdam (SDCM)
**CrispWhite: CrispWhite Technology delivers the warmth of colors expected from a high 90 CRI solution but also creates the natural crisp white color that is pleasing to the eye. It creates the most impactful lighting ever available, by revealing the richest whites and vibrant colors that pop.*
***Class A LED: Class A LED's have a CRI > 80 and a GAI > 80. CRI defines color "Naturalness" and GAI defines color "Saturation." Both being high delivers rich colors and pure whites.*

Electrical

Wattage: 18, 21, 25, 29, 33
Electronic constant current LED driver, 120/277VAC input
This product complies with IEEE C62.41 for surge endurance up to 2.5KV. Amerlux® recommends using additional surge protection with this unit (supplied by others), surge damage is not covered under warranty.

Drivers

LE/TE - Leading Edge, TRIAC, forward phase/Trailing Edge, ELV, reverse phase (standard)
0-10V, Lutron and DALI systems also available
See pages 5-6 for more dimming information

Finish

Powder Coat/Wet paint
Consult factory for custom finishes

Mounting

26" Hanger bars included
Optional **HB49** - hanger bars from min 29" to max 49" available

Trimmed Fixture:

For use in grid or sheetrock ceilings, max ceiling thickness 1"

Trimless Fixture:

For use in sheetrock ceilings, max ceiling thickness 5/8"

Certifications

CSA approved to UL standards as tested by CSA
Chicago Plenum (CCEA) option

Warranty

5 year limited warranty

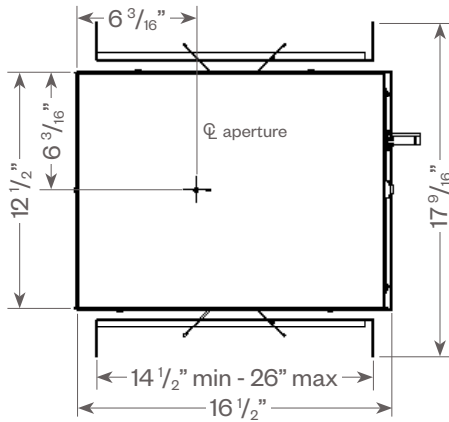
Evoke[®] 4.75"

4.75" Round Adjustable C3

PROJECT:

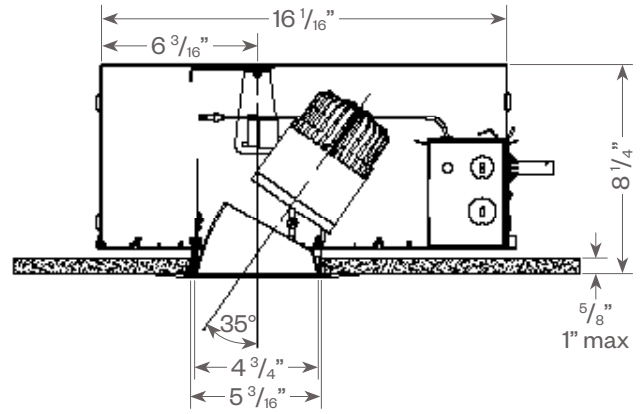
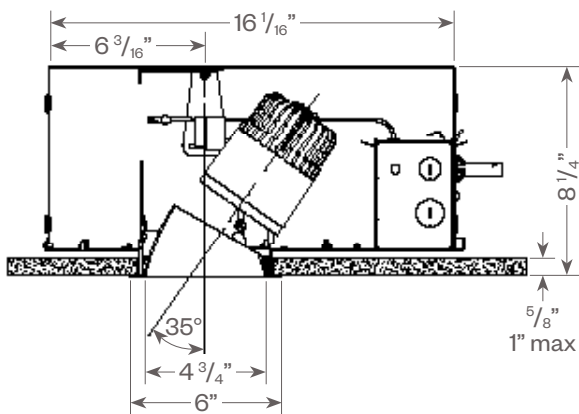
TYPE:

Evoke Round Adjustable C3:



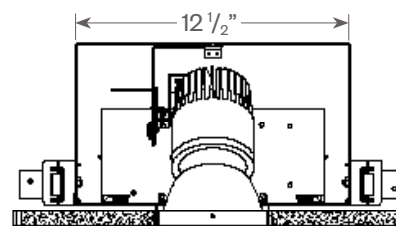
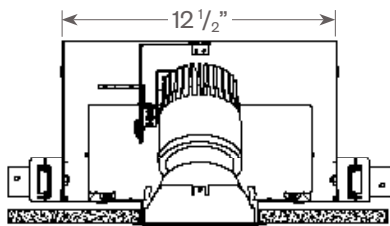
Trimmed

Trimless



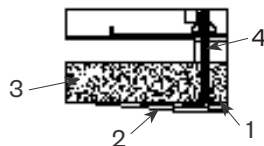
Ceiling cut out: 5 3/8" dia.

Ceiling cut out: 5 7/8" dia.



Plaster Frame Installation Detail (for trimless fixture only)

1. Cast Aluminum Plaster Frame
2. Plaster Skim Coat (by others)
3. Ceiling
4. Sheetrock Screw



Evoke® 4.75"

4.75" Round Adjustable C3



PROJECT:

TYPE:

DIMMING COMPATIBILITY:

Amerlux® Evoke fixtures are compatible with all major dimming protocols prevalent in the United States. Please see below for general compatibilities and wiring diagrams. Amerlux recommends testing your unique dimming configuration as the exact full configuration (Dimmer, Fixture Quantity, Voltage, etc) may affect dimming performance.

--- NOTE: INFORMATION BELOW IS FOR WIRED DIMMERS ONLY. FOR WIRELESS DIMMERS, CONSULT FACTORY ---

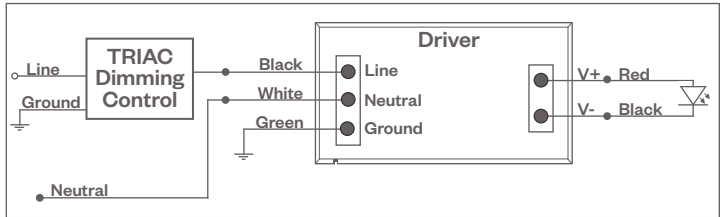
TRIAC (Forward Phase) DIMMING (Standard)

Utilizes "Standard" incandescent dimmers that are in wide use in installations across the US. Best for retrofit applications where TRIAC dimmers are installed.

Notes:

- 120VAC or 277VAC*
- Dims down to 5% light output (most cases)
- Consult Dimming manufacturer for installation instructions - DO NOT SHARE NEUTRALS!
- Must meet dimmer Minimum Load Requirements per dimming manufacturer

TRIAC Wiring Diagram



Compatible Dimmers†:

Wall Box (Incandescent Style, Wattage as required)		Central System
Lutron "Diva"	Lutron "Vareo"	Lutron "GP" Panel
Lutron "Nova-T"	Lutron "Skylark"	Lutron Grafik Eye QS
Lutron "Maestro"		

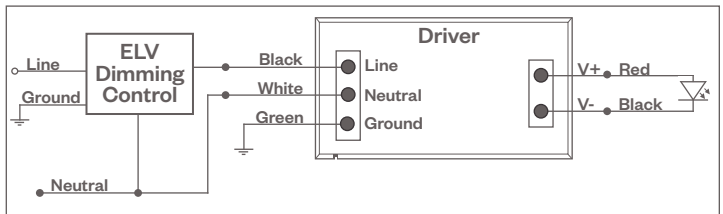
ELV - Electronic Low Voltage (Reverse Phase) DIMMING (Standard)

Utilizes specialized "ELV" dimmers.

Notes:

- 120VAC or 277VAC*
- Dims down to 5% light output (most cases)
- Consult Dimming manufacturer for installation instructions - DO NOT SHARE NEUTRALS!
- Must meet dimmer Minimum Load Requirements

ELV Wiring Diagram



Compatible Dimmers†:

Wall Box (ELV Style)		Central System
Lutron "Diva"	Leviton "Surslide"	Lutron "GP" Panel with PHPM-PA Interface
Lutron "Nova-T"	Leviton "Vizio"	Lutron Grafik Eye QS with PHPM-PA Interface
Lutron "Maestro"		
Lutron "Vareo"		
Lutron "Skylark"		

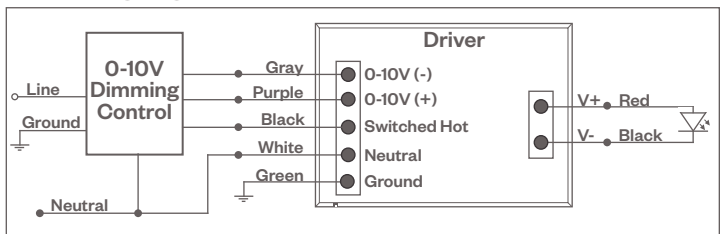
0-10V - DIMMING (-0-10V Option)

Integrates into a variety of building management and daylighting controls

Notes:

- 120VAC or 277VAC*
- Dims down to 1% light output
- Requires interface to turn off power to driver
- Consult Dimming manufacturer for installation instructions - DO NOT SHARE NEUTRALS!

0-10V Wiring Diagram



Compatible Dimmers†:

Wall Box	Central System
Lutron "Diva" - DVTV with PP-120H Interface	Leviton Renoir II 0-10V
	Lutron Grafik Eye with GRX-TVI Interface

Notes:

* Driver is 277VAC dimmable with appropriate dimmer (by others). All provided wiring diagrams show 120VAC wiring colors and method. Please refer to 277VAC dimmer installation instructions for 277VAC wiring diagrams.

† The absence of a dimmer from the lists above does not imply incompatibility. Please consult factory for compatibility inquiries.

Evoke[®] 4.75"

4.75" Round Adjustable C3



PROJECT:

TYPE:

DIMMING COMPATIBILITY:

Amerlux[®] Evoke fixtures are compatible with all major dimming protocols prevalent in the United States. Please see below for general compatibilities and wiring diagrams. Amerlux recommends testing your unique dimming configuration as the exact full configuration (Dimmer, Fixture Quantity, Voltage, etc) may affect dimming performance.

--- NOTE: INFORMATION BELOW IS FOR WIRED DIMMERS ONLY. FOR WIRELESS DIMMERS, CONSULT FACTORY ---

LUTRON H-SERIES / ECOSYSTEM (-HILUME-H-ECO Option)

Integrates into Lutron EcoSystem building management

Notes:

- 120VAC or 277VAC*
- Dims down to 1% light output
- EcoSystem Control
- Consult Dimming manufacturer for installation instructions - DO NOT SHARE NEUTRALS!

Compatible Dimmers†:

Lutron ECO System

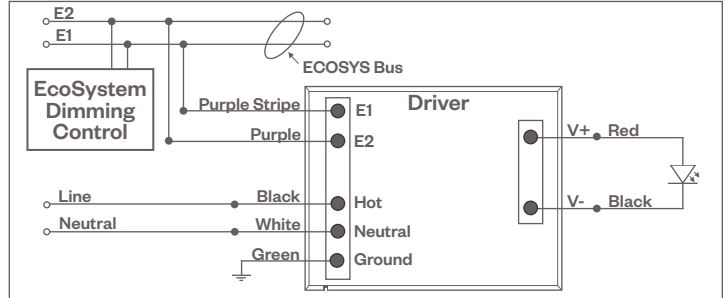
Pow Pak Dimming Modules
Energi Savr Node
Grafik Eye QS/Homeworks
QS Control Unit
Quantum Hub
Homeworks QS/My Room

Central System

Lutron EcoSystem compatible controls

HILUME-H-ECO, HILUME-5-ECO

EcoSystem Digital Control Wiring Diagram



DALI DIMMING (-DALI OPTION)

Digital control protocol allows individual fixture control

Notes:

- 120VAC - 277VAC*
- Dims down to 1% light output in most cases

Compatible Dimmers†:

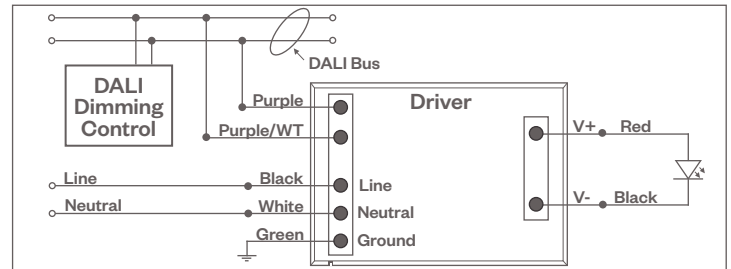
Wall Box (3-Wire Fluorescent)

Leviton CD250 Controller

Central System

Dynalite
Fifth Light

DALI Wiring Diagram



Notes:

* Driver is 277VAC dimmable with appropriate dimmer (by others). All provided wiring diagrams show 120VAC wiring colors and method. Please refer to 277VAC dimmer installation instructions for 277VAC wiring diagrams.

† The absence of a dimmer from the lists above does not imply incompatibility. Please consult factory for compatibility inquiries.