

# Evoke® 4.75"

Round Adjustable HP



PROJECT:


TYPE:

## Features

The second generation Evoke 4.75 now incorporates a High Performance LED module providing impressive performance, higher lumen delivery and consistent color. Features the fit, finish and attention to detail of the existing Evoke line that you've loved since its introduction in 2006. Available in Round or Square aperture. Suitable for a variety of lighting schemes featuring general accent task and display applications Evoke 4.75" HP gives architects and lighting designers the flexibility to complete sustainable lighting designs.

## Product Overview

Type: Recessed Round Adjustable  
 Wattage: 11W, 18W, 20W  
 Color Temp: 2200K, 2700K, 3000K, 3500K, 4000K  
 CRI: 83 typ. (2700K, 3000K, 3500K, 4000K)  
 90+ typ. (2200K, 2700K, 3000K, 3500K, 4000K)  
 CrispWhite (18W max) & 3K Class A LEDs available  
 Dimming: TRIAC & ELV, 5% Dim, 120/277VAC  
 Lutron LDE1 Hi-lume® 1% Soft-On/Fade-to-Black, 120/277VAC  
 0-10V, 1% Dim, 120/277VAC  
 DALI, 1% Dim, 120/277VAC



## Certifications



## Fixture Summary

### Fixture Type

Round/Square	New Construction	Trim	Trimless
Yes	Yes	Yes	Yes

See separate spec sheet for Square trim.

### Electrical Data

	11W		18W*		20W*	
Voltage	System Watts	Amps	System Watts	Amps	System Watts	Amps
120V	11	0.09	18	0.15	20	.17
277V	11	0.04	18	0.06	20	0.07

Electronic constant current LED driver.

11W is inherently protected.

\*Includes thermal protector, 2W power consumption.

# Evolve® 4.75"

Round Adjustable HP



PROJECT:

TYPE:

## Ordering Information - Housing/Frame

1	2	3	4	5	6	7	8				
1	Model		2	Style		3	Wattage		4	Voltage	
For New Construction			T - trimmed			11			120		
E4.75RA-HP-NC-A17 (New Construction)			TL - trimless (not available for use with Grid ceiling)			18			277		
E4.75RA-HP-CP-A17 (Chicago Plenum (CCEA))						20 (not available for use with IC housing)			120/277 (for use with IC housing only)		
E4.75RA-HP-IC-A17 (Insulated Ceiling/air tight, 11W & 18W only)											
5	Beam Spread		6	Color Temp							
SP spot, 15°			83 CRI		90+ CRI						
NF narrow flood, 22°			27 2700K-83		229 2200K-90+		CRISP* CrispWhite (18W max)				
MFL medium flood, 25°			30 3000K-83		279 2700K-90+		3CLA 3K Class A				
FL flood, 28°			35 3500K-83		309 3000K-90+						
WF wide flood, 45°			40 4000K-83		359 3500K-90+						
					409 4000K-90+						
7	Driver (for non-dimming, select LE/TE option)		8	Options/Accessories							
LE/TE TRIAC/ELV dimming, 5% dim			HB49 hanger bars from min 29" to max 49"								
HILUME-H-ECO Lutron LDE1 Hi-lume®											
1% dim Soft-On/Fade-to-Black											
0-10V 0-10V dimming; 1% dim											
DALI DALI dimming; 1% dim											

## Ordering Information - Trim

<b>E4.75RA-HP-A17</b>		
1	2	3
<b>1 Model</b>	<b>2 Style</b>	<b>3 Finish</b>
<b>E4.75RA-HP-A17</b>	<b>T</b> - trimmed <b>TL</b> - trimless (not available for use with Grid ceiling)	For Trimmed Fixture <b>SDW</b> semi-diffuse, white flange <b>SDC</b> semi-diffuse, clear flange (flange finish matches cone finish) <b>MWW</b> matte white, white flange <b>MBB</b> matte black, black flange
		For Trimless Fixture <b>SD</b> semi-diffuse <b>MW</b> matte white

# Evoke® 4.75"

Round Adjustable HP



PROJECT:

TYPE:

## Specifications

### Application

Retail and commercial accent and display lighting

### Construction

20 ga. steel painted matte black  
Formed aperture plate with 5/8" lip  
Cast aluminum plaster frame with perforated face (*for trimless fixture only*)  
Integral adjustable locking mounting bars  
Thermally protected (*18W & 20W only*)  
Die-cast lamp housing and heatsink

### Reflector Construction

Spun aluminum self-flanged reflector with angle cut  
Steel mounting ring with torsion spring

### Optical

0-35° lockable tilt, 360°+ rotation  
**Beam Spreads:** Spot, 15°; Narrow Flood, 22°; Medium Flood, 25°;  
Flood, 28°; Wide Flood, 45°

### LED

**Color Temp Options:** 2200K, 2700K, 3000K, 3500K, 4000K  
**CRI:** 83 typ. (*2700K, 3000K, 3500K, 4000K*)  
90+ typ. (*2200K, 2700K, 3000K, 3500K, 4000K*)  
CrispWhite\* and Class A\*\* LEDs available (*see description below*)  
**R9 Values:** 11 (*83 CRI*), 55 (*92 CRI*)  
**Binning:** 3 MacAdam (*SDCM*)  
**Life:** 50,000+ hrs, > 70% of initial lumens at 50,000 hrs  
*\* CrispWhite: CrispWhite Technology delivers the warmth of colors expected from a high 90 CRI solution but also creates the natural crisp white color that is pleasing to the eye. It creates the most impactful lighting ever available, by revealing the richest whites and vibrant colors that pop.*  
*\*\* Class A LED: Class A LED's have a CRI > 80 and a GAI > 80. CRI defines color "Naturalness" and GAI defines color "Saturation." Both being high delivers rich colors and pure whites.*

### Electrical

**Wattage:** 11W, 18W, 20W  
Electronic constant current LED driver, 120/277VAC input  
***This product complies with IEEE C62.41 for surge endurance up to 2.5KV. Amerlux® recommends using additional surge protection with this unit (supplied by others), surge and over voltage damage is not covered under warranty.***

### Drivers

**LE/TE** - Leading Edge (*Triac, Forward Phase*) or Trailing Edge (*ELV, Reverse Phase*)  
0-10V, Lutron and DALI systems also available  
*See pages 5-6 for more dimming information*

### Finish

Wet paint  
*Consult factory for custom finishes*

### Mounting

26" Hanger bars included  
Optional **HB49** - hanger bars from min 29" to max 49" available  
Trimmed Fixture  
For use in grid or sheetrock ceilings, max ceiling thickness 1"  
Trimless Fixture  
For use in sheetrock ceilings, max ceiling thickness 5/8"

### Certifications

CSA approved to UL standards as tested by CSA  
Chicago Plenum (CCEA) option  
IC/AT rated option (*11W & 18W only*)

### Warranty

5 year limited warranty

# Evolve® 4.75"

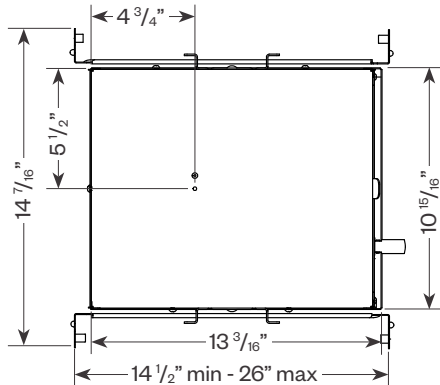
Round Adjustable HP



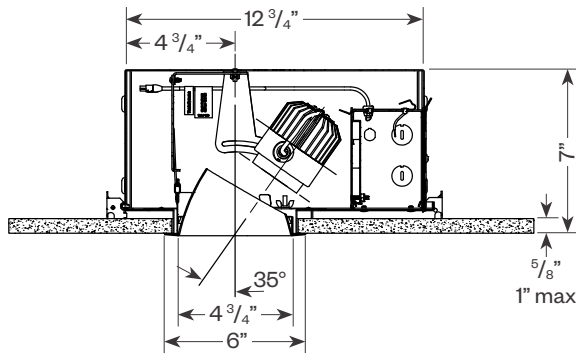
PROJECT:

TYPE:

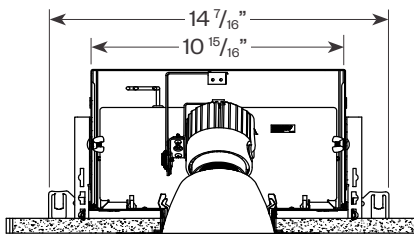
## Product Details



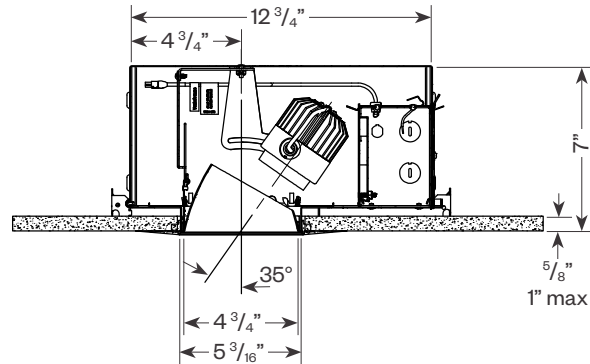
Trimmed



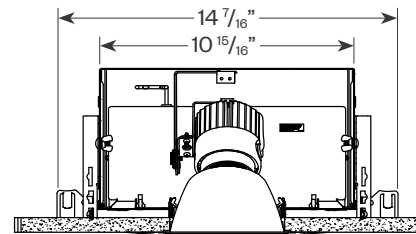
Ceiling cut out:  $5 \frac{5}{8}$ " dia.



Trimless

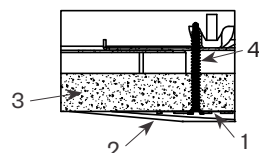


Ceiling cut out:  $5 \frac{7}{8}$ " dia.



## Plaster Frame Installation Detail (for trimless fixture only)

1. Cast Aluminum Plaster Frame
2. Plaster Skim Coat (by others)
3. Ceiling
4. Sheetrock Screw



# Evoke® 4.75"

Round Adjustable HP



PROJECT:

TYPE:

## Dimming Compatibility

Amerlux® Classix® fixtures are compatible with all major dimming protocols prevalent in the United States. Please see below for general compatibilities and wiring diagrams. Amerlux recommends testing your unique dimming configuration as the exact full configuration (*Dimmer, Fixture Quantity, Voltage, etc*) may affect dimming performance.

--- NOTE: INFORMATION BELOW IS FOR WIRED DIMMERS ONLY. FOR WIRELESS DIMMERS, CONSULT FACTORY ---

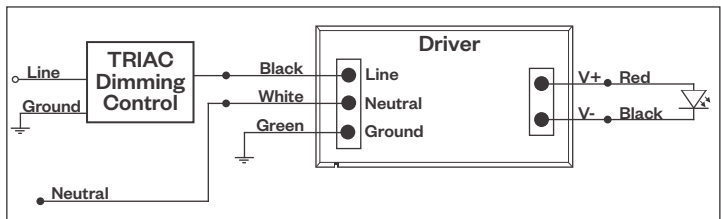
### TRIAC (Forward Phase) Dimming

Utilizes standard TRIAC dimmers that are in wide use in installations across the US. Best for retrofit applications where TRIAC dimmers are installed.

#### Notes:

- 120VAC or 277VAC\*
- Dims down to 5% light output (*most cases*)
- Consult Dimming manufacturer for installation instructions - **DO NOT SHARE NEUTRALS!**
- Must meet dimmer Minimum Load Requirements per dimming manufacturer

### TRIAC Wiring Diagram



#### Compatible Dimmers†:

Wall Box (TRIAC 120VAC)	Central System
Lutron "Diva"	Lutron "GP" Panel
Lutron "Nova-T"	Lutron Grafik Eye QS
Lutron "Maestro"	
Lutron "Skylark"	

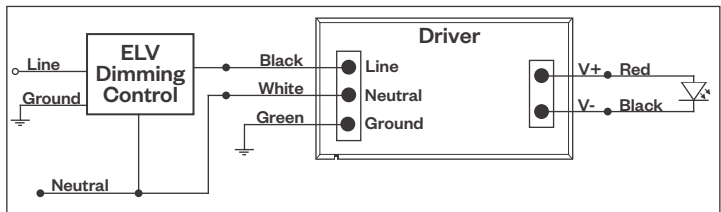
### ELV - Electronic Low Voltage (Reverse Phase) Dimming

Utilizes specialized "ELV" dimmers.

#### Notes:

- 120VAC or 277VAC\*
- Dims down to 5% light output (*most cases*)
- Consult Dimming manufacturer for installation instructions - **DO NOT SHARE NEUTRALS!**
- Must meet dimmer Minimum Load Requirements per dimming manufacturer

### ELV Wiring Diagram



#### Compatible Dimmers†:

Wall Box (ELV 120VAC)	Wall Box (ELV 277VAC)	Central System
Lutron "Diva"	Leviton Revoir II AWSMT-E	Lutron "GP" Panel with PHPM-PA 120/277VAC
Lutron "Nova-T"		Lutron Grafik Eye QS with PHPM-PA 120/277VAC
Lutron "Maestro"		
Lutron "Skylark"		
Leviton "Surslide"		
Leviton "Vizio"		

#### Notes:

\* Driver is 277VAC dimmable with appropriate dimmer (*by others*). All provided wiring diagrams show 120VAC wiring colors and method. Please refer to 277VAC dimmer installation instructions for 277VAC wiring diagrams.

† The absence of a dimmer from the lists above does not imply incompatibility. Please consult factory for compatibility inquiries.

# Evoke® 4.75"

Round Adjustable HP



**PROJECT:**

**TYPE:**

## Dimming Compatibility *(continued)*

Amerlux® Classix® fixtures are compatible with all major dimming protocols prevalent in the United States. Please see below for general compatibilities and wiring diagrams. Amerlux recommends testing your unique dimming configuration as the exact full configuration (*Dimmer, Fixture Quantity, Voltage, etc*) may affect dimming performance.

**--- NOTE: INFORMATION BELOW IS FOR WIRED DIMMERS ONLY. FOR WIRELESS DIMMERS, CONSULT FACTORY ---**

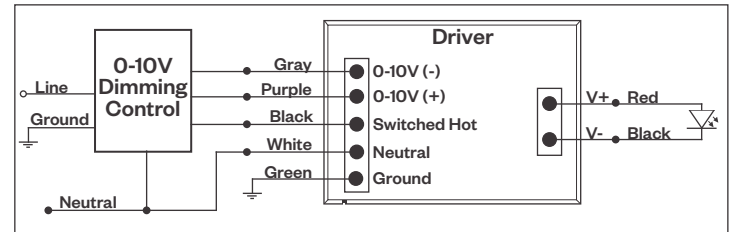
### 0-10V Dimming

Integrates into a variety of building management and daylighting controls

#### Notes:

- 120VAC or 277VAC\*
- Dims down to 1% light output
- Requires interface to turn off power to driver
- Consult Dimming manufacturer for installation instructions - **DO NOT SHARE NEUTRALS!**

### 0-10V Wiring Diagram



#### Compatible Dimmers\*:

Wall Box	Central System
Lutron "Diva" - DVSTV	Lutron Grafik Eye with GRX-TVI Interface
Leviton Renoir II 0-10V	

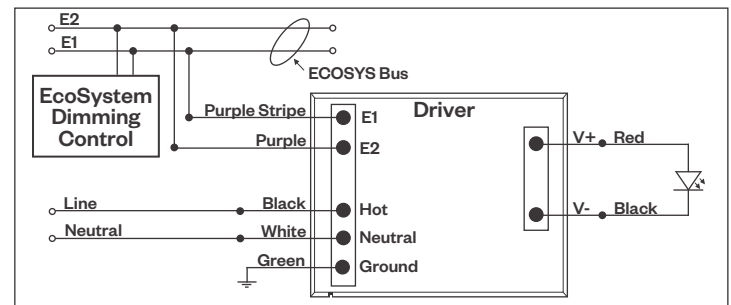
### Lutron LDE1 Dimming

Integrates into Lutron EcoSystem building management

#### Notes:

- 120VAC or 277VAC\*
- Dims down to 1% Soft-On/Fade-to-Black
- EcoSystem Control
- Consult Dimming manufacturer for installation instructions - **DO NOT SHARE NEUTRALS!**

### LDE1 (HILUME-H-ECO) EcoSystem Digital Control Wiring Diagram



#### Compatible Dimmers\*:

Lutron ECO System	Central System
Pow Pak Dimming Modules	Lutron EcoSystem compatible controls
Energi Savr Node	
Grafik Eye QS/Homeworks	
QS Control Unit	
Quantum Hub	
Homeworks QS/My Room	

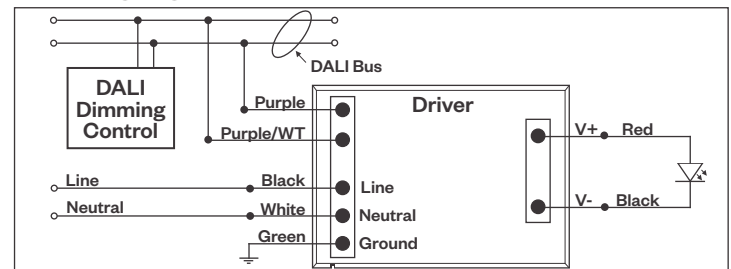
### DALI Dimming

Digital control protocol allows individual fixture control

#### Notes:

- 120VAC - 277VAC\*
- Dims down to 1% light output in most cases

### DALI Wiring Diagram



#### Compatible Dimmers\*:

Wall Box (3-Wire Fluorescent)	Central System
Leviton CD250 Controller	Dynalite
	Fifth Light

#### Notes:

\* Driver is 277VAC dimmable with appropriate dimmer (*by others*). All provided wiring diagrams show 120VAC wiring colors and method. Please refer to 277VAC dimmer installation instructions for 277VAC wiring diagrams.

\* The absence of a dimmer from the lists above does not imply incompatibility. Please consult factory for compatibility inquiries.