

Aerus

Indirect/Direct Linear Pendant



Features

Aerus was made with people in mind. With direct/indirect illumination and state-of-the-art anidolic optics, the Aerus lighting solution creates an environment for more comfort and productivity in commercial and institutional settings. Essentially eliminating glare, the thin-profile solution leverages low-voltage, aircraft cable that supplies power to the fixture without a visual power feed. Mounting at just 12" below the ceiling and up to 12' on center, Aerus meets the IES recommendations in lighting levels.

Product Overview

Type:	Indirect/Direct, Cable Suspended
Wattage:	5W/ft, 7W/ft, 10W/ft
Lumen Output:	4782 max; 123.8 Lm/W (10W, 4' fixture)
Color Temp:	3000K, 3500K
CRI:	90 typ.
Dimming:	0-10V, 1% dimming (standard) Lutron Hi-lume® 2 wire (120V only) Lutron Hi-lume® EcoSystem, 1% dim, fade to off Lutron Hi-lume® 5 Series DALI dimming, 1% dim

PROJECT:

TYPE:

Fixture Summary *(see following pages for more information)*

Performance Chart

Wattage Per Foot	Total Delivered Lumens	Indirect Delivered Lumens	Direct Delivered Lumens	LPW	Color Temp
5	2491	1808	683	126.2	3500K-90
7	3424	2484	940	125.6	3500K-90
10	4783	3468	1315	123.8	3500K-90

Data is based on 3500K-90 IES files available on website

Data is based on 4' fixture

Electrical Data

Wattage Per Foot	Volts	4'		6'		8'	
		System Watts	Amps	System Watts	Amps	System Watts	Amps
5	120V	19.7	0.16	29.5	0.25	39.4	0.33
	277V	19.7	0.07	29.5	0.11	39.4	0.14
7	120V	27.2	0.23	40.8	0.34	54.4	0.45
	277V	27.2	0.10	40.8	0.15	54.4	0.20
10	120V	38.6	0.32	58	0.48	77.2	0.64
	277V	38.6	0.14	58	0.21	77.2	0.28

Electronic multi-volt (120V-277V), constant current LED driver



PROJECT:

TYPE:

Ordering Information



- | | |
|---|--|
| <p>1 <u>Model</u>
ARS-ID - indirect/direct pendant (73% up/27% dwn)</p> <p>2 <u>Mounting</u>
APW4 - aircraft cable powered, 4', white canopy
APB4 - aircraft cable powered, 4', black canopy
MASW10 - mini cable, through ceiling tile or gyp board, white, 10', white canopy
MASB10 - mini cable, through ceiling tile or gyp board, black, 10', black canopy
MASW10T - over ceiling tee, white, 10'
MASB10T - over ceiling tee, black, 10'</p> <p>3 <u>Wattage (per foot of fixture)</u>
<u>Standard:</u>
5 - 5W/ft
7 - 7W/ft
10 - 10W/ft (only available for use with 0-10V driver)
<u>Optional:</u>
6 - 6W/ft
8 - 8W/ft
9 - 9W/ft</p> <p>4 <u>Color Temp-CRI</u>
309 - 3000K-90
359 - 3500K-90</p> <p>5 <u>Finish</u>
HW - high reflectance matte white
BT - black texture
ST - silver texture
For other RAL color, consult factory</p> <p>6 <u>Voltage</u>
120/277</p> | <p>7 <u>Length</u>
4IND - 4' individual
6IND - 6' individual
8IND - 8' individual
Note: Joiner clip provided with each fixture for continuous mounting</p> <p>8 <u>Drivers</u> (drivers are remoted in housing above ceiling, access required)
0-10V - 1% electronic dimming, multi-volt (120-277VAC) constant current driver (standard).
HILUME-A-LTE** - Lutron "A" Series, 1% dim, 2-wire, 120V only
HILUME-H-ECO* - Lutron "H" Series, 1% dim, fade to off, EcoSystem
HILUME-5-ECO* - Lutron "5" Series, EcoSystem
DALI** - DALI Dimming 120-277VAC, 1% dim
* 9W/ft max, not available for use with 10W/ft
** limited wattages available depending on fixture length for HILUME-A-LTE & DALI drivers, consult factory</p> |
|---|--|

PROJECT:

TYPE:

Specifications

Application

Open office, school room, or any indoor space where an even comfort, ambient lighting is desired.

Construction

Extruded aluminium housing with (2) rails joined by die-cast end plates. Each mounting point features die-cast suspension bridge.

Optical

Cast optical acrylic lens, in 12" sections, patent pending. Provides 73% indirect lighting and 27% direct lighting.

LED

Color Temperature Options: 3000K, 3500K

CRI: 90 typical

R9: >50 @ CRI 90

Life: 50,000+ hr., > 70% of initial lumens (L70)

Electrical

Wiring: Individual fixtures are prewired with powered aircraft cable and remote driver.

Standard Wattage: 5W/ft, 7W/ft, 10W/ft.

Optional Wattages: 6W, 8W, 9W

This product complies with IEEE C62.41 for surge endurance up to 2.5KV. Amerlux® recommends using additional surge protection with this unit (supplied by others), surge and over voltage damage is not covered under warranty.

Drivers

0-10V - 1% electronic dimming, multi-volt (120-277VAC) constant current driver (standard). Cap leads for non-dim applications.

Optional Drivers:

HILUME-A-LTE - Lutron "A" Series, 1% dim, 2-wire, 120V only

HILUME-H-ECO - Lutron "H" Series, 1% dim, fade to off, EcoSystem

HILUME-5-ECO - Lutron "5" Series, EcoSystem

DALI - DALI Dimming 120-277VAC, 1% dim

Finish

All painted surfaces are premium powder coated baked on for maximum durability and color stability.

HW - High reflective matte White

BT - Black Texture

ST - Silver Texture

For special paint colors supply RAL and/or actual paint chip for factory consultation.

Configurations/Lengths

IND - Individual fixtures in 4', 6' or 8' lengths. Individual fixtures are supplied with joiner clips used to join fixtures together for continuous look.

Mounting

Powered aircraft cable suspension in 4' or 8' lengths. 2 non-adjustable used per 4', 6' or 8' length.

Joiner clip provided with each fixture for continuous mounting

Certifications

Approved to UL standards for damp locations as tested by CSA

Intended for indoor use only

Warranty

Amerlux's 5 year limited warranty. Please consult Amerlux website for details.

Patent

Patent pending

Aerus

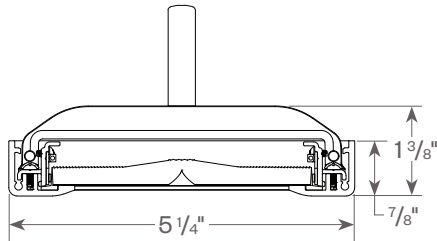
Indirect/Direct Pendant



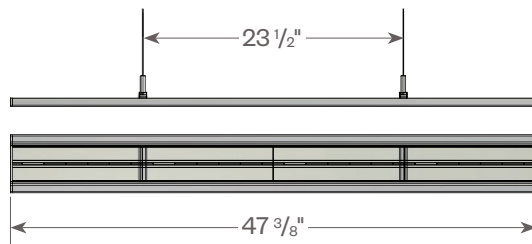
PROJECT:

TYPE:

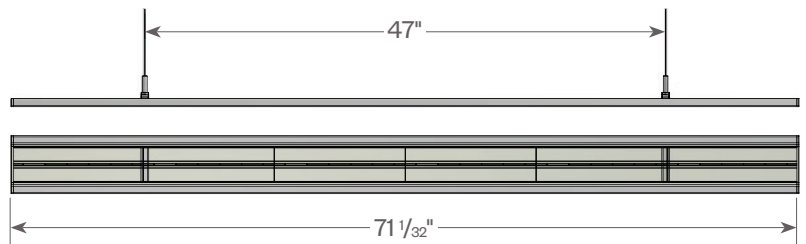
Aerus Indirect/Direct Pendant



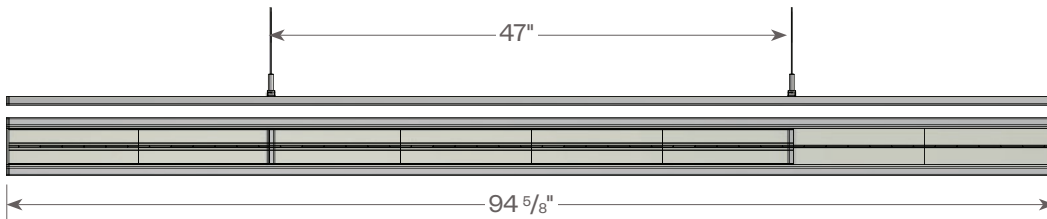
4 FOOT



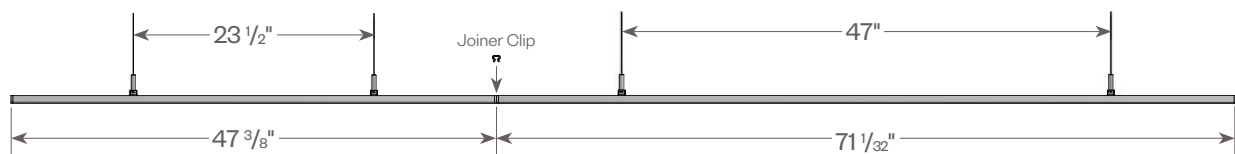
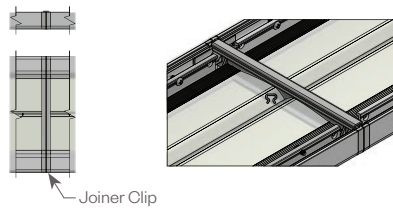
6 FOOT



8 FOOT



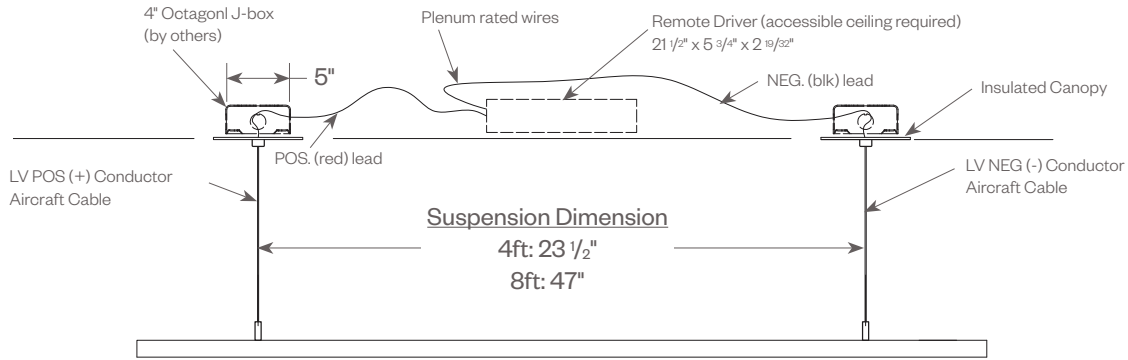
JOINER CLIP - USED TO JOIN FIXTURES TOGETHER FOR CONTINUOUS LOOK, PROVIDED WITH EACH FIXTURE



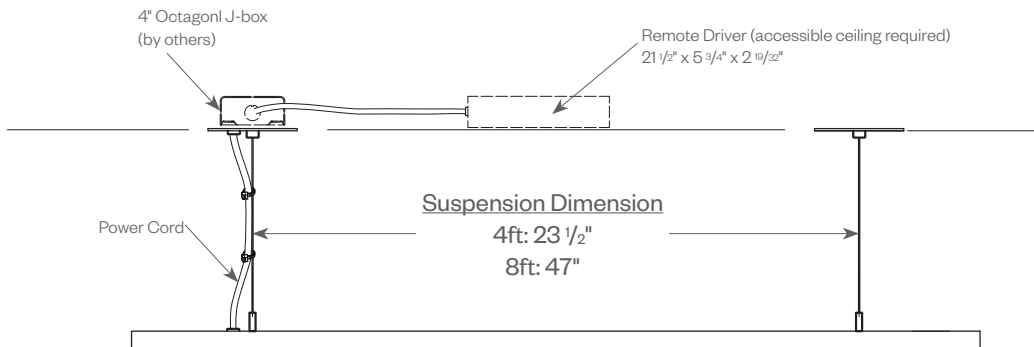
PROJECT:

TYPE:

AIRCRAFT CABLE POWERED SUSPENSION (APW4/APB4):



AIRCRAFT CABLE SUSPENSION WITH POWER CORD (MASW10/MASB10):



PROJECT:

TYPE:

FIXTURE DATA: (Complete photometric data (.ies format) available upon request)

MULTIPLYING FACTORS: (Multiplying Factor is based on 3500K-83 120V IES file on website)

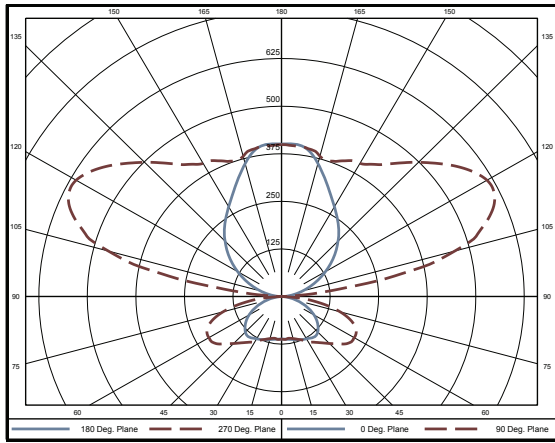
Wattage:	5W	6W	7W	8W	9W	10W
Factor:	0.56	0.66	0.76	0.85	0.93	1.0

CCT:	3000K-90	3500K-90
Factor:	0.97	1.0

ARS-ID 5W 359 4IND

Total Watts: 20
 Total Lumens: 2491
 Source: 288 White LED's

LTL# 13106982.01A



ZONAL LUMEN SUMMARY

Zone	Lumens	%Fixt
0-40	188	7.6
0-60	436	17.5
0-90	683	27.4
90-180	1808	72.6

Efficacy = 126.2 Lumens /Watt

COEFFICIENTS OF UTILIZATION

Effective Floor Cavity Reflectance 20%

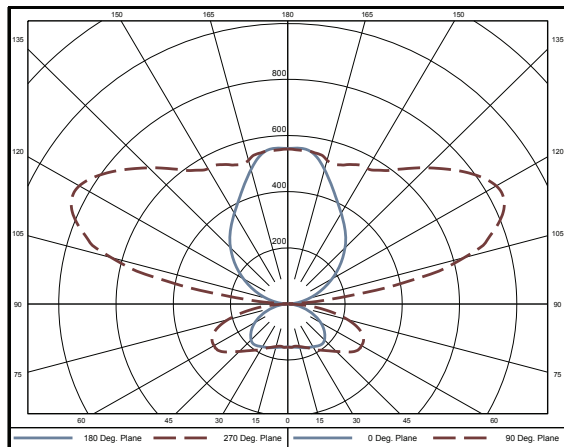
RC	80			
RW	70	50	30	10
RCR				
0	102	102	102	102
1	92	87	83	80
2	83	75	69	64
3	75	65	58	52
4	68	57	49	43
5	62	50	42	36
6	57	45	37	31
7	52	40	32	27
8	48	36	28	23
9	45	33	25	20
10	42	30	23	18

Note: Values expressed as percent of total lumen output delivered to the task surface.

ARS-ID 7W 359 4IND

Total Watts: 27
 Total Lumens: 3424
 Source: 288 White LED's

LTL# 13106982.02A



ZONAL LUMEN SUMMARY

Zone	Lumens	%Fixt
0-40	258	7.5
0-60	599	17.5
0-90	940	27.5
90-180	2484	72.6

Efficacy = 125.6 Lumens /Watt

COEFFICIENTS OF UTILIZATION

Effective Floor Cavity Reflectance 20%

RC	80			
RW	70	50	30	10
RCR				
0	102	102	102	102
1	92	87	83	80
2	83	75	69	64
3	75	65	58	52
4	68	57	49	43
5	62	50	42	36
6	57	45	37	31
7	52	40	32	27
8	48	36	28	23
9	45	33	25	20
10	42	30	23	18

Note: Values expressed as percent of total lumen output delivered to the task surface.

PROJECT:

TYPE:

FIXTURE DATA: (Complete photometric data (.ies format) available upon request)

MULTIPLYING FACTORS: (Multiplying Factor is based on 3500K-83 120V IES file on website)

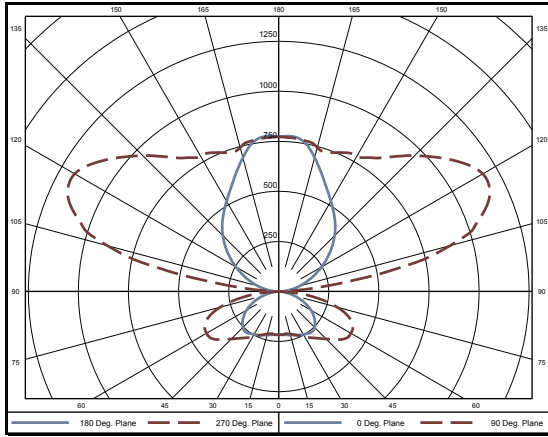
Wattage:	5W	6W	7W	8W	9W	10W
Factor:	0.56	0.66	0.76	0.85	0.93	1.0

CCT:	3000K-90	3500K-90
Factor:	0.97	1.0

ARS-ID 10W 359 4IND

Total Watts: 39
Total Lumens: 4782
Source: 288 White LED's

LTL# 13106982.03A



ZONAL LUMEN SUMMARY

Zone	Lumens	%Fixt
0-40	361	7.6
0-60	838	17.5
0-90	1314	27.5
90-180	3468	72.5

Efficacy = 123.8 Lumens /Watt

COEFFICIENTS OF UTILIZATION

Effective Floor Cavity Reflectance 20%

RC	80			
RW	70	50	30	10
RCR				
0	102	102	102	102
1	92	87	83	80
2	83	75	69	64
3	75	65	58	52
4	68	57	49	43
5	62	50	42	36
6	57	45	37	31
7	52	40	32	27
8	48	36	28	23
9	45	33	25	20
10	42	30	23	18

Note: Values expressed as percent of total lumen output delivered to the task surface.

ARS-ID 359 4IND

40'x40' ROOM, 9' CEILING, 8' MH

CALCULATION POINTS - 2.5' AFF, 2' SPACING

10W

8' x 8' O.C.

Avg	Max	Min	Avg/Min	Max/Min
55	65	31	2	2

7W

8' x 8' O.C.

Avg	Max	Min	Avg/Min	Max/Min
39	46	22	2	2

5W

8' x 8' O.C.

Avg	Max	Min	Avg/Min	Max/Min
29	34	16	2	2

10' x 10' O.C.

Avg	Max	Min	Avg/Min	Max/Min
36	45	19	2	2

10' x 10' O.C.

Avg	Max	Min	Avg/Min	Max/Min
26	32	14	2	2

10' x 10' O.C.

Avg	Max	Min	Avg/Min	Max/Min
19	23	10	2	2

12' x 12' O.C.

Avg	Max	Min	Avg/Min	Max/Min
21	33	7	3	5

12' x 12' O.C.

Avg	Max	Min	Avg/Min	Max/Min
15	23	5	3	5

12' x 12' O.C.

Avg	Max	Min	Avg/Min	Max/Min
11	17	4	3	4

PROJECT:

TYPE:

DIMMING COMPATIBILITY:

Amerlux® Aerus fixtures are compatible with all major dimming protocols prevalent in the United States. Please see below for general compatibilities and wiring diagrams. Amerlux recommends testing your unique dimming configuration as the exact full configuration (Dimmer, Fixture Quantity, Voltage, etc) may affect dimming performance.

--- NOTE: INFORMATION BELOW IS FOR WIRED DIMMERS ONLY. FOR WIRELESS DIMMERS, CONSULT FACTORY ---

0-10V - DIMMING (Standard)

Integrates into a variety of building management and daylighting controls

Notes:

- 120VAC or 277VAC*
- Dims down to 1% light output
- Requires interface to turn off power to driver
- Consult Dimming manufacturer for installation instructions - DO NOT SHARE NEUTRALS!

Compatible Dimmers†:

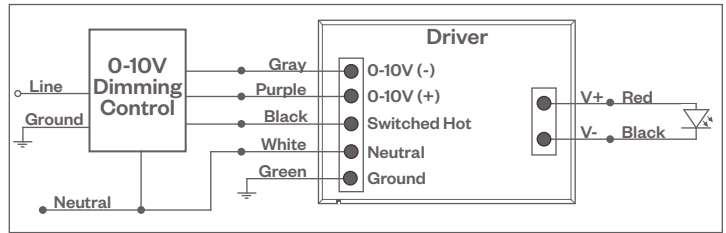
Wall Box

Lutron:	Wattstopper:	Leviton:
Diva - DVSTV	ADF-120277	Renoir II
Maestro - MS-Z101		
Nova-T - NTSTV-DV		

Center System

Lutron Grafikx Eye with GRX-TV1 Interface

0-10V Wiring Diagram



LUTRON HI-LUME ECOSYSTEM DIMMING

Integrates into Lutron EcoSystem building management

Notes:

- 120VAC or 277VAC*
- Dims down to 1% light output
- EcoSystem Control
- Consult Dimming manufacturer for installation instructions - DO NOT SHARE NEUTRALS!

Compatible Dimmers†:

Lutron ECO System

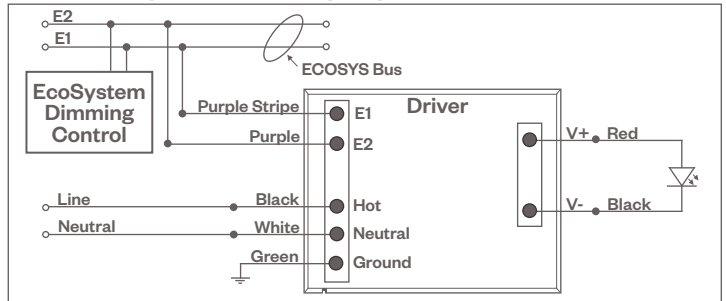
Pow Pak Dimming Modules
Energi Savr Node
Grafik Eye QS/Homeworks
QS Control Unit
Quantum Hub
Homeworks QS/My Room

Central System

Lutron EcoSystem compatible controls

HILUME-H-ECO, HILUME-5-ECO

EcoSystem Digital Control Wiring Diagram



Notes:

- * Driver is 277VAC dimmable with appropriate dimmer (by others). All provided wiring diagrams show 120VAC wiring colors and method. Please refer to 277VAC dimmer installation instructions for 277VAC wiring diagrams.
- † The absence of a dimmer from the lists above does not imply incompatibility. Please consult factory for compatibility inquiries.

PROJECT:

TYPE:

DIMMING COMPATIBILITY:

Amerlux® Aerus fixtures are compatible with all major dimming protocols prevalent in the United States. Please see below for general compatibilities and wiring diagrams. Amerlux recommends testing your unique dimming configuration as the exact full configuration (Dimmer, Fixture Quantity, Voltage, etc) may affect dimming performance.

--- NOTE: INFORMATION BELOW IS FOR WIRED DIMMERS ONLY. FOR WIRELESS DIMMERS, CONSULT FACTORY ---

LUTRON HILUME-A-LTE DIMMING

Utilizes "Standard" incandescent dimmers that are in wide use in installations across the US. Best for retrofit applications where TRIAC dimmers are installed.

Notes:

- 120V only
- Dims down to less than 1% light output (most cases)
- Consult Dimming manufacturer for installation instructions - DO NOT SHARE NEUTRALS!
- Must meet dimmer Minimum Load Requirements per dimming manufacturer

Compatible Dimmers†:

Wall Box (Incandescent Style, Wattage as required)

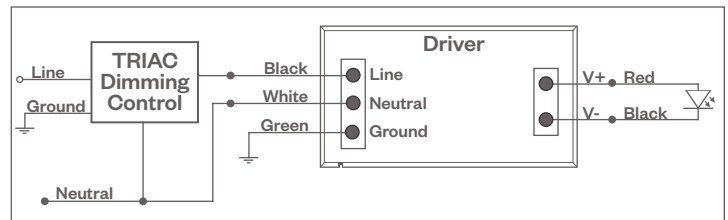
Lutron:

- Diva
- Maestro
- Nova-T
- Vareo
- Skylark

Center System

- Lutron "GP" Panel
- Lutron Grafik Eye QS

Lutron HILUME-A-LTE Wiring Diagram



DALI - DALI DIMMING 120V-277V

Digital control protocol allows individual fixture control

Notes:

- 120VAC - 277VAC*
- Dims down to 1% light output in most cases

Compatible Dimmers†:

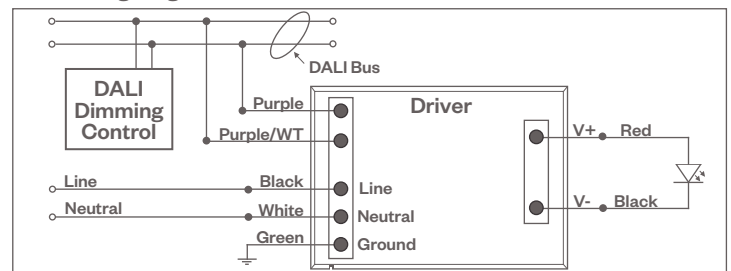
Wall Box

Leviton CD250 Controller

Center System

- Dynalite
- Fifth Light

DALI Wiring Diagram



Notes:

- * Driver is 277VAC dimmable with appropriate dimmer (by others). All provided wiring diagrams show 120VAC wiring colors and method. Please refer to 277VAC dimmer installation instructions for 277VAC wiring diagrams.
- † The absence of a dimmer from the lists above does not imply incompatibility. Please consult factory for compatibility inquiries.