

# DU730 SERIES LED UTILITY LUMINAIRE

U.7.17.19

DU730  
LED UTILITY

## DESCRIPTION:

Lighting for exterior retail, commercial and hospitality environments. The DU730 Series consists of an efficient Type III (T3) or Type V (T5) refractive lens combined with one of several styles of cast aluminum fitters. The spun aluminum hood minimizes light in the upper hemisphere. Powered by Amerlux's patented AVISTA® LED system with options for intensity, distribution and color.

## INSTALLATION:

The luminaire will mount to a 3" OD post or tenon with 5/16" black oxide coated stainless steel set screws to ensure a solid connection. The diffuser will be held to the fitter by (4) 1/4-20" black oxide coated stainless steel captive set screws.

## ELECTRICAL:

- Over voltage and short circuit protected driver
- Series connected 10kV/20kA surge protector
- Automatic AC incoming voltage sensing (120-277V)
- Over voltage and short circuit protection
- 0-10V dimming
- 3 pin twist lock receptacle included (photocell optional)
- Optional 7 pin twist lock receptacle available, consult factory

ETL listed, suitable for wet locations.

## DIFFUSER CHOICES:

- Acrylic Type III (**AC-T3**)
- Acrylic Type V (**AC-T5**)
- Polycarbonate Type III (**PC-T3**)
- Polycarbonate Type V (**PC-T5**)

## LED BOARD DRIVE CURRENT:

- 500ma (**500M**)
- 700ma (**700M**)
- 1200ma (**1200M**)

## CCT:

- 2,700K (**27**)
- 3,000K (**30**)
- 4,000K (**40**)

## FINISH:

Durable thermoset polyester powdercoat finish in the following:

- Satin Black (**BLK**)
- Classic Bronze (**CLB**)
- Gloss Textured Bronze (**GBZ**)
- Green (**GRN**)
- Gloss Textured Black (**GTB**)
- Textured Black (**TBK**)
- Gloss Textured Green (**TGR**)

## L70:

50,000+

## ACCESSORIES:

- Twistlock Photocell (**TW-PCL**)

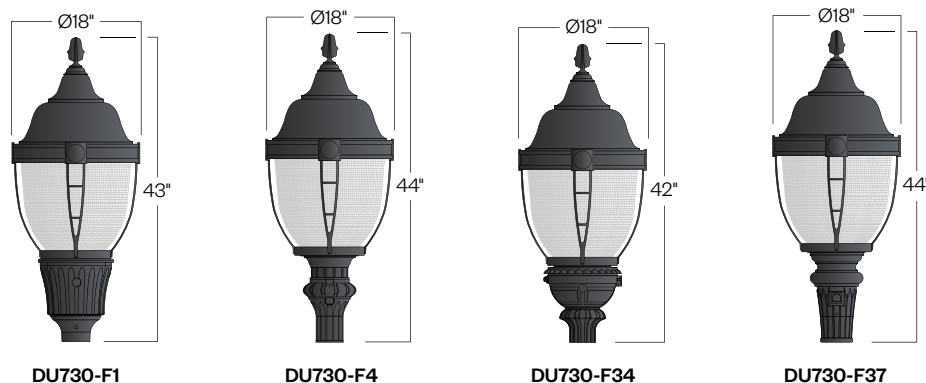


PROJECT:

LOCATION:

FIXTURE TYPE:

NOTES:



DU730-F1

DU730-F4

DU730-F34

DU730-F37



Electrostatic sensitive device.  
observe precautions for handling

**5** year limited  
warranty  
AMERLUX LED



# DU730 SERIES LED UTILITY LUMINAIRE

DU730  
LED UTILITY

## Ordering Information

1

2

3

4

5

6

7

Add additional accessories as needed.

1

### Model

**DU730-F1**  
**DU730-F4**  
**DU730-F34**  
**DU730-F37**

2

### Diffuser Choices

**AC-T3** - Acrylic Type 3  
**AC-T3** - Acrylic Type 3  
**PC-T3** - Polycarbonate Type 3  
**PC-T3** - Polycarbonate Type 3

3

### LED System

**AVI2-SY** - Symmetric Distribution

4

### CCT

**27** - 2,700K  
**30** - 3,000K  
**40** - 4,000K

5

### Drive Current

**500M** - 500mA  
**700M** - 700mA  
**1200M** - 1200mA

6

### Finish

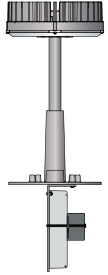
**BLK** - Satin Black  
**CLB** - Classic Bronze  
**GBZ** - Gloss Textured Bronze  
**GRN** - Green  
**GTB** - Gloss Textured Black  
**TBK** - Textured Black  
**TGR** - Gloss Textured Green  
**CSTM** - Custom

7

### Accessories

**TW-PCL** - Dusk-to-dawn photocell

Engine Only Performance (**bold** indicates ordering code)

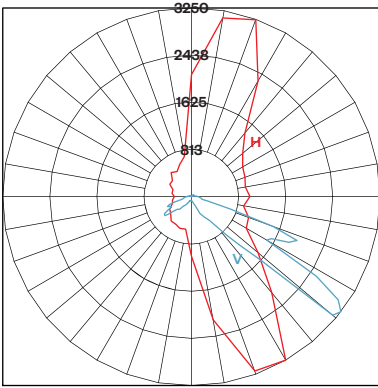


LED System	Driver Output	System Watts	CCT	Engine Only Lumens	Engine Only LPW
<b>AVI2-SY</b>	<b>500M</b> (500mA)	27W	27 (2,700K)	3,030 lm	112
			30 (3,000K)	3,120 lm	116
			40 (4,000K)	3,420 lm	126
	<b>700M</b> (700mA)	38W	27 (2,700K)	4,120 lm	109
			30 (3,000K)	4,240 lm	112
			40 (4,000K)	4,640 lm	123
	<b>1200M</b> (1200mA)	68W	27 (2,700K)	6,110 lm	90
			30 (3,000K)	7,260 lm	107
			40 (4,000K)	7,530 lm	111

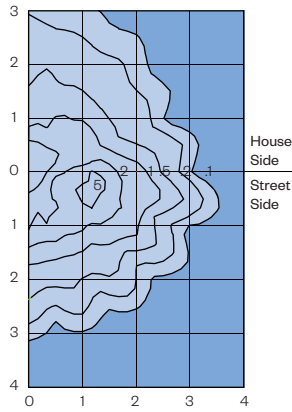
Example: D738/AC-T3/AVI2-SY-27-700M/BLK

Photometry

D73x-T3-AVI2-SY-40-700M

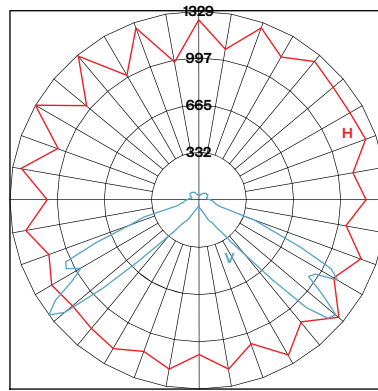


Maximum Candela = 3250  
 Located At Horizontal Angle = 300, Vertical Angle = 52.5  
 Vertical Plane Through Horizontal Angles (300 - 120) (Through Max. Cd)  
 Horizontal Cone Through Vertical Angle (52.5) (Through Max. Cd)

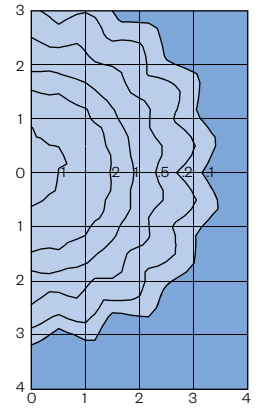


Distance In Units Of Mounting Height  
 Values Based On 10 Foot Mounting Height

D73x-T5-AVI2-SY-40-700M



Maximum Candela = 1329  
 Located At Horizontal Angle = 150, Vertical Angle = 52.5  
 Vertical Plane Through Horizontal Angles (150 - 330) (Through Max. Cd)  
 Horizontal Cone Through Vertical Angle (52.5) (Through Max. Cd)



Distance In Units Of Mounting Height  
 Values Based On 10 Foot Mounting Height