

DU730AO SERIES LED UTILITY LUMINAIRE

U.7.17.19

DESCRIPTION:

Lighting for exterior retail, commercial and hospitality environments. The DU730 Series consists of an efficient Type III (T3) or Type V (T5) refractive lens combined with one of several styles of cast aluminum fitters. The spun aluminum hood minimizes light in the upper hemisphere. Powered by Amerlux's patented AVISTA® LED system with options for intensity, distribution and color.

INSTALLATION:

The luminaire will mount to a 3" OD post or tenon with 5/16" black oxide coated stainless steel set screws to ensure a solid connection. The diffuser will be held to the fitter by (4) 1/4-20" black oxide coated stainless steel captive set screws.

ELECTRICAL:

- Over voltage and short circuit protected driver
- Series connected 10kV/20kA surge protector
- Automatic AC incoming voltage sensing (120-277V)
- Over voltage and short circuit protection
- 0-10V dimming
- 3 pin twist lock receptacle included (photocell optional)
- Optional 7 pin twist lock receptacle available, consult factory

ETL listed, suitable for wet locations.

DIFFUSER CHOICES:

- Acrylic Type III (**AC-T3**)
- Acrylic Type V (**AC-T5**)
- Polycarbonate Type III (**PC-T3**)
- Polycarbonate Type V (**PC-T5**)

FINISH:

Durable thermoset polyester powdercoat finish in the following:

- Satin Black (**BLK**)
- Classic Bronze (**CLB**)
- Gloss Textured Bronze (**GBZ**)
- Green (**GRN**)
- Gloss Textured Black (**GTB**)
- Textured Black (**TBK**)
- Gloss Textured Green (**TGR**)

LED BOARD DRIVE CURRENT:

- 500ma (**500M**)
- 700ma (**700M**)
- 1200ma (**1200M**)

CCT:

- 2,700K (**27**)
- 3,000K (**30**)
- 4,000K (**40**)

L70:

50,000+

ACCESSORIES:

- Twistlock Photocell (**TW-PCL**)

DU730AO
LED UTILITY

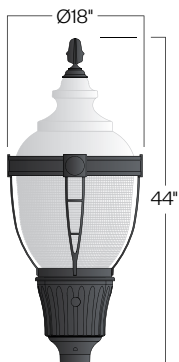


PROJECT:

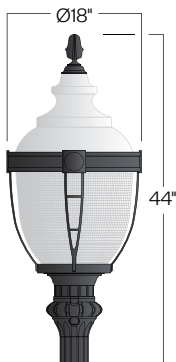
LOCATION:

FIXTURE TYPE:

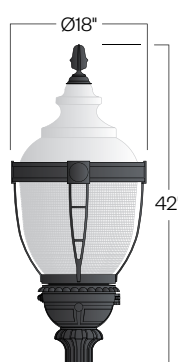
NOTES:



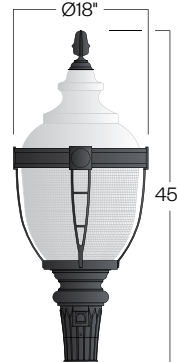
DU730AO-F1



DU730AO-F4



DU730AO-F34



DU730AO-F37



Electrostatic sensitive device.
observe precautions for handling


5 year limited
warranty
AMERLUX LED



DU730AO SERIES LED UTILITY LUMINAIRE

DU730AO
LED UTILITY

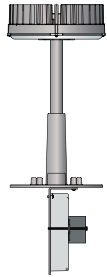
Ordering Information



Add additional accessories as needed.

- 1** Model
DU730AO-F1
DU730AO-F4
DU730AO-F34
DU730AO-F37
- 2** Diffuser Choices
AC-T3 - Acrylic Type 3
AC-T3 - Acrylic Type 3
PC-T3 - Polycarbonate Type 3
PC-T3 - Polycarbonate Type 3
- 3** LED System
AVI2-SY - Symmetric Distribution
- 4** CCT
27 - 2,700K
30 - 3,000K
40 - 4,000K
- 5** Drive Current
500M - 500mA
700M - 700mA
1200M - 1200mA
- 6** Finish
BLK - Satin Black
CLB - Classic Bronze
GBZ - Gloss Textured Bronze
GRN - Green
GTB - Gloss Textured Black
TBK - Textured Black
TGR - Gloss Textured Green
CSTM - Custom
- 7** Accessories
TW-PCL - Dusk-to-dawn photocell

Engine Only Performance (**bold** indicates ordering code)

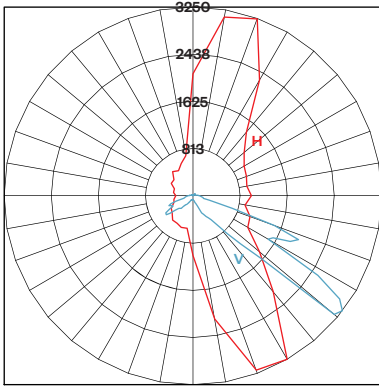


LED System	Driver Output	System Watts	CCT	Engine Only Lumens	Engine Only LPW
AVI2-SY	500M (500mA)	27W	27 (2,700K)	3,030 lm	112
			30 (3,000K)	3,120 lm	116
			40 (4,000K)	3,420 lm	126
	700M (700mA)	38W	27 (2,700K)	4,120 lm	109
			30 (3,000K)	4,240 lm	112
			40 (4,000K)	4,640 lm	123
	1200M (1200mA)	68W	27 (2,700K)	6,110 lm	90
			30 (3,000K)	7,260 lm	107
			40 (4,000K)	7,530 lm	111

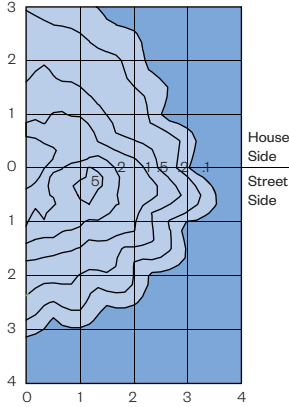
Example: **D738/AC-T3/AVI2-SY-27-700M/BLK**

Photometry

D73x-T3-AVI2-SY-40-700M

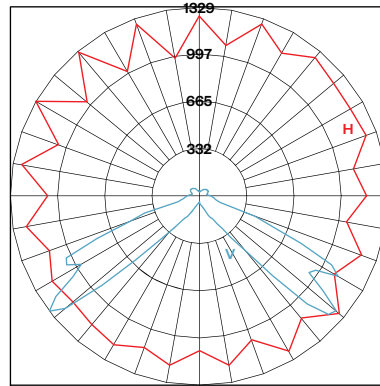


Maximum Candela = 3250
 Located At Horizontal Angle = 300, Vertical Angle = 52.5
 Vertical Plane Through Horizontal Angles (300 - 120) (Through Max. Cd.)
 Horizontal Cone Through Vertical Angle (52.5) (Through Max. Cd.)

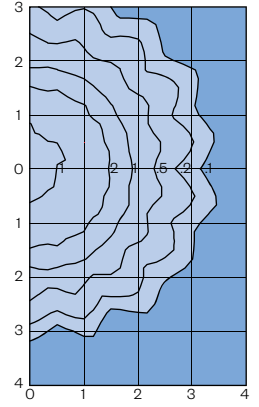


Distance In Units Of Mounting Height
 Values Based On 10 Foot Mounting Height

D73x-T5-AVI2-SY-40-700M



Maximum Candela = 1329
 Located At Horizontal Angle = 150, Vertical Angle = 52.5
 Vertical Plane Through Horizontal Angles (150 - 330) (Through Max. Cd.)
 Horizontal Cone Through Vertical Angle (52.5) (Through Max. Cd.)



Distance In Units Of Mounting Height
 Values Based On 10 Foot Mounting Height