

CONTOUR 3X3 MULTIPLE RECESSED 2LT LED

CNTR33R-2
LED

APPLICATION:

Retail & commercial accent & display lighting

CONSTRUCTION:

Extruded aluminum heat sink
Stamped aluminum end plates
Formed steel upper housing
Powder coat paint, available in over 200 finishes

ELECTRICAL:

Electronic constant current LED driver
120v or 277v input
Dimming down to less than 20%, available on 120v only with ELV (reverse phase) dimming equipment, consult factory for approved device list

This product complies with IEEE C62.41 for surge endurance up to 2.5KV. Amerlux recommends using additional surge protection with this unit (supplied by others), surge damage is not covered by warranty.


OPTICS:

LED cluster
Color Temp: 2700K, 3000K, 3500K, 4000K
CRI: 85
Life: 50,000 hrs
Lumen Maintenance: >70% of initial lumens @ 50,000 hrs
Lumen output (@ 2700K): 1164 typ Narrow Flood, 1103 typ Medium Flood, 1044 typ Flood 1006 typ Wide Flood
0-45° tilt, 360° rotation
Beam options: Narrow Flood 16°, Medium Flood 24°, Flood 30°, Wide Flood 45°, Very Wide Flood 60°

MOUNTING:

For use in T-Grid & sheet rock ceiling

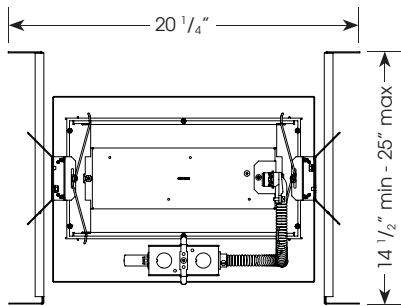
LABELING:


For indoor use only

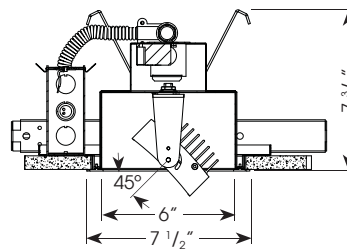
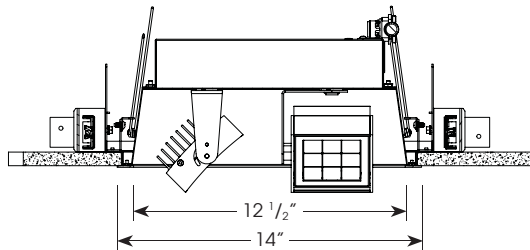


PROJECT:

TYPE:



Ceiling cut out dimension: 7 1/8" x 13 5/16"




Electrostatic sensitive device,
observe precautions for
handling

ELECTRICAL

Driver	2 x 17 w	
	Operating Watts*	Amps*
Electronic 120v	34	.28
277v	34	.12

Class 2 constant current driver, 600 mA

5 year limited
warranty
AMERLUX LED
(see website for details)

ORDERING INFORMATION:

Model	# Heads	Wattage	Lamp Type	Driver	Housing/ Head Finish	Voltage	Beam Spread		Trim Ring Finish	Color Temp	Options			
							Head 1	Head 2						
CNTR33R	2	17	LED	E - electronic	WT - white	120	NF*	NF*	WT - white	2700	DIM-ELV - ELV dimming (120v only)			
					texture		MFL*	MFL*				texture	3000	Snoot (accepts up to 2 forms of light control media) SN - snoot 1", specify WT, BT, ST finish
					BT - black		FL*	FL*				3500		
					texture		WF	WF				4000		
					ST - silver		VWF	VWF						
texture	SL	SL												
				(other RAL)			NF* - narrow flood, 16° MFL* - medium flood, 24° FL* - flood, 30° WF - wide flood, 45° VWF - very wide flood, 60° SL - linear spread lens, 12° x 48°				Light Control Media (requires snoot) CB - cross blade 1/2" deep, 9 cell, black (B) finish standard HEX - hexcell louver, 1/8" x 1/8" SPR - prismatic spread lens (use only with NF, FL) LSPR - linear spread lens (do not use if SL beam spread is specified)			

*Title 24 Compliant

Example: CNTR33R-2-24-LED-E-WT-120-NF-NF-WT-3000

Cat #:

Amerlux reserves the right to change details that do not affect overall function and performance.



CONTOUR 3X3 MULTIPLE RECESSED 2LT LED

CNTR33R-2
LED



TYPE:

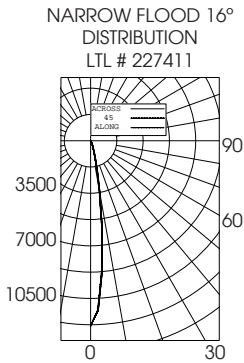


FIXTURE DATA:

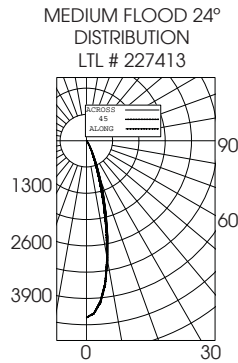
Note: Data per head

17W LED 2700K

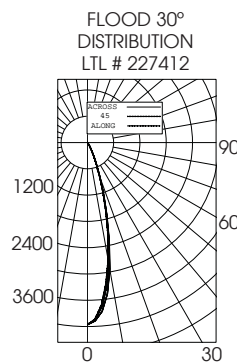
Complete photometric data (ies format) available upon request.



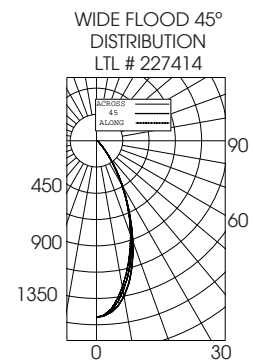
Candelas at Nadir	
Deg	Candela
0	12319
5	8613
15	1016
25	179
35	39
45	17



Candelas at Nadir	
Deg	Candela
0	4374
5	4028
15	1710
25	321
35	69
45	26



Candelas at Nadir	
Deg	Candela
0	4155
5	3702
15	1620
25	327
35	60
45	25

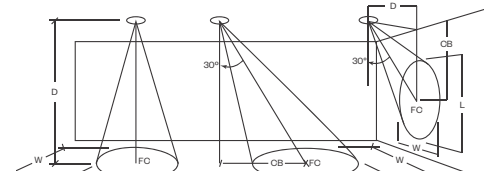


Candelas at Nadir	
Deg	Candela
0	1512
5	1444
15	1066
25	638
35	258
45	67

APPLICATION DATA:

Notes and Definitions:

Beam spread is to 50% center beam candlepower (CBCP).
 D=Distance to floor or wall.
 FC=Footcandles on floor or wall at center beam aiming location.
 L=Effective Visual Beam length in feet (50% of maximum footcandle level).
 W=Effective Visual Beam width in feet (50% of maximum footcandle level).
 CB=Distance across or down to center beam location.



	0° Aiming Angle Horizontal Footcandles				30° Aiming Angle Horizontal Footcandles					30° Aiming Angle Vertical Footcandles					60° Aiming Angle Vertical Footcandles				
	D	FC	L	W	D	FC	L	W	CB	D	FC	L	W	CB	D	FC	L	W	CB
NARROW FLOOD	5.0'	301	1.6	1.7	5.0'	222	2.1	1.8	3.0	3.0'	150	2.9	1.8	5.0	3.0'	410	1.6	1.4	2.0
	7.5'	173	2.2	2.3	7.5'	125	2.7	2.5	4.0	4.0'	92	3.8	2.3	6.0	4.0'	299	1.9	1.6	2.0
	10.0'	108	2.8	2.9	10.0'	71	3.6	3.2	6.0	5.0'	64	4.4	2.7	8.0	5.0'	222	2.1	1.8	3.0
	12.5'	72	3.5	3.4	12.5'	49	4.2	3.8	7.0	6.0'	45	5.3	3.1	9.0	6.0'	159	2.5	2.2	3.0
MEDIUM FLOOD	5.0'	158	2.4	2.5	5.0'	106	3.0	2.8	3.0	3.0'	83	3.4	2.4	4.0	3.0'	243	2.1	1.8	2.0
	7.5'	76	3.3	3.5	7.5'	53	4.2	3.9	4.0	4.0'	48	4.5	3.2	5.0	4.0'	170	2.3	2.3	2.0
	10.0'	44	4.4	4.6	10.0'	30	5.5	5.1	5.0	5.0'	32	5.6	3.8	7.0	5.0'	107	3.0	2.8	3.0
	12.5'	28	5.6	5.7	12.5'	20	6.9	6.4	6.0	6.0'	23	6.7	4.6	8.0	6.0'	80	3.4	3.1	3.0
FLOOD	5.0'	149	2.4	2.5	5.0'	100	3.0	2.8	3.0	3.0'	77	3.5	2.5	4.0	3.0'	230	2.1	1.8	2.0
	7.5'	72	3.4	3.5	7.5'	50	4.1	3.9	4.0	4.0'	45	4.7	3.2	5.0	4.0'	161	2.3	2.3	2.0
	10.0'	41	4.4	4.6	10.0'	28	5.5	5.2	5.0	5.0'	29	5.8	4.0	7.0	5.0'	101	3.0	2.8	3.0
	12.5'	27	5.5	5.7	12.5'	18	6.9	6.5	6.0	6.0'	21	6.9	4.7	8.0	6.0'	76	3.4	3.2	3.0
WIDE FLOOD	5.0'	62	3.5	3.6	5.0'	44	4.1	3.9	2.0	3.0'	43	3.9	3.1	3.0	3.0'	108	2.7	2.6	1.0
	7.5'	28	5.2	5.4	7.5'	20	6.1	6.0	3.0	4.0'	25	5.0	4.2	4.0	4.0'	70	3.3	3.3	2.0
	10.0'	16	6.9	7.2	10.0'	11	8.1	8.0	4.0	5.0'	16	6.3	5.3	5.0	5.0'	45	4.1	4.0	2.0
	12.5'	10	8.8	9.1	12.5'	7	10.4	10.3	5.0	6.0'	11	7.7	6.5	6.0	6.0'	31	5.0	4.9	3.0