

HORNET® HP DOWNLIGHT

3.5" ROUND PINHOLE ADJUSTABLE REMODELER TRIMLESS LED

APPLICATIONS:

Retail and commercial accent & display lighting

CONSTRUCTION:

20 ga. galvanized steel frame
Cast aluminum plaster frame with perforated face
Die-cast optical housing
Extruded aluminum and die-cast heat sink
Formed steel faceplate

ELECTRICAL:

Electronic constant current LED driver, 120v or 277v input
ELV and Triac dimming standard, 120v or 277v.
Optional 0-10v or Lutron Hilume dimming available. See following pages for details.

This product complies with IEEE C62.41 for surge endurance up to 2.5KV. Amerlux® recommends using additional surge protection with this unit (supplied by others), surge damage is not covered by warranty.

MOUNTING:

For use in sheet rock ceilings, typical ceiling thickness 5/8"

OPTICS:

LED:

Color Temp Options: 2200K, 2700K, 3000K, 3500K, 4000K
CRI: 83 typ. (2700K, 3000K, 3500K, 4000K)
90+ typ. (2200K, 2700K, 3000K)

Optional Amerlux CrispWhite technology (18W max)

R9 Value: 11 (83CRI), 55 (90+CRI)

Binning: 3 MacAdam (SDMC)

Lumen Maintenance: >70% of initial lumens @ 50,000 hrs
Lumen Output (at 3000K):

18W:SP 989 typ	20W:SP 1099 typ
NF 863 typ	NF 959 typ
MFL 809 typ	MFL 899 typ
FL 788 typ	FL 876 typ

0-20° lockable tilt, 358° rotation

LABELING:



approved to UL standards as tested by CSA.

For indoor use only
Damp location

HDL-HP-RPA-
REM-A14-TL
LED

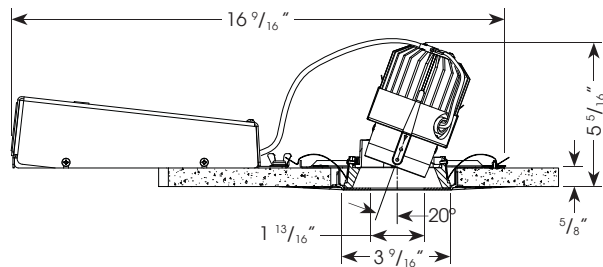


PROJECT:

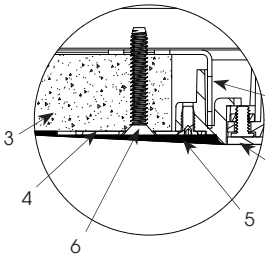
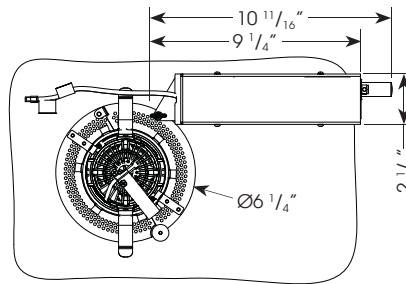
TYPE:



Electrostatic sensitive device,
observe precautions for
handling

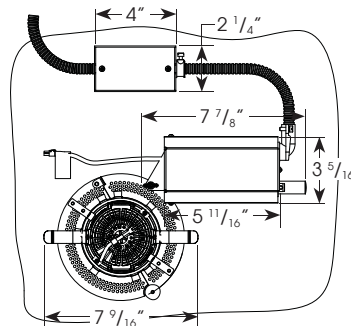


Ceiling Cut Out Dimension: 4 1/2" dia.



1. Faceplate
2. Fixture Housing Aperture Plate
3. Ceiling 5/8" (1" max)
4. Cast Aluminum Plaster Frame
5. Plaster Skim Coat (by others)
6. 6-32 Type F Thread Cutting Screw

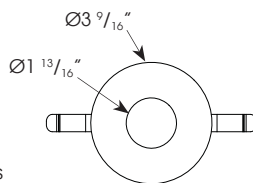
For 0-10V & Hilume dimming option



ELECTRICAL

Electronic driver

	13W		18W		20W	
	System Watts	Amps	System Watts	Amps	System Watts	Amps
120v	13	0.11	18	0.15	20	0.17
277v	13	0.05	18	0.06	20	0.07



ORDERING INFORMATION:

Housing: Model	Wattage	Lamp Type	Voltage	Options	Trim: Model	Trim Finish	Beam Spread	Color Temp (CCT-CRI)	Options/Accessories
HDL-HP-R-REM-A14-TL	13 18 20	LED	120 277	0-10V - 0-10v dimming HILUME - Lutron Hilume® dimming	HDL-HP-RPA-A14-TL	MW - matte white MB - matte black SLV - matte silver PC - polished chrome BSS - brushed stainless steel	SP - spot, 15° NF - narrow flood, 20° MFL - medium flood, 24° FL - flood, 28°	27 - 2700K-83 30 - 3000K-83 35 - 3500K-83 40 - 4000K-83 229 - 2200K-90+ 279 - 2700K-90+ 309 - 3000K-90+	HEX - hexcell louver SOL - solite beam softening lens

CRISP - Crisp White (18W max)

Complete Example: HDL-HP-R-REM-A14-TL-20-LED-120/HDL-HP-RPA-A14-TL-MW-FL-30

Housing Example: HDL-HP-R-REM-A14-TL-20-LED-120

Reflector Example: HDL-HP-RPA-A14-TL-MW-FL-30

Cat #:

Amerlux reserves the right to change details that do not affect overall function and performance.

HORNET® HP DOWNLIGHT

3.5" ROUND PINHOLE ADJUSTABLE REMODELER TRIMLESS LED

HDL-HP-RPA-
REM-A14-TL
LED



TYPE:



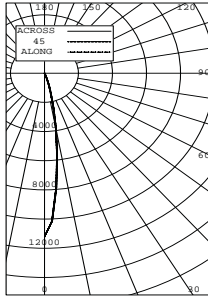
FIXTURE DATA: For 13W data, multiply by 0.71; For 18W data, multiply by 0.90

Complete photometric data (ies format) available upon request.

CCT Conversion Factor: 2700K-83 = 0.96; 3500K-83 = 1.02; 4000K-83 = 1.04; 2200K-90+ = 0.71; 2700-90+ = 0.80; 3000K-90+ = 0.83; CRISP = 0.65

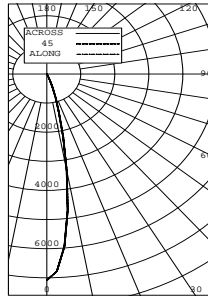
20W LED 3000K-83

SPOT
DISTRIBUTION
LTL # 818216



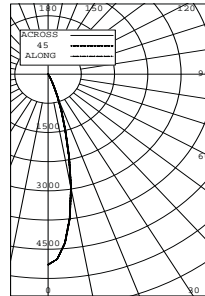
Candelas at Nadir	
Deg	Candela
0	11209
5	7888
15	1423
25	64
35	6
45	1

NARROW FLOOD
DISTRIBUTION
LTL # 818217



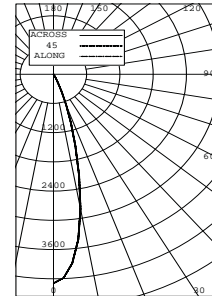
Candelas at Nadir	
Deg	Candela
0	7083
5	5941
15	1387
25	99
35	8
45	0

MEDIUM FLOOD
DISTRIBUTION
LTL # 818218



Candelas at Nadir	
Deg	Candela
0	4898
5	4358
15	1508
25	176
35	10
45	0

FLOOD
DISTRIBUTION
LTL # 818219

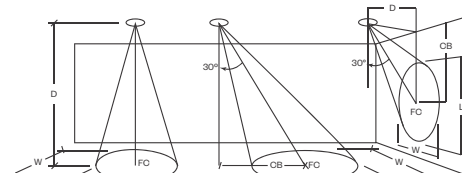


Candelas at Nadir	
Deg	Candela
0	4293
5	3897
15	1526
25	198
35	11
45	0

APPLICATION DATA:

Notes and Definitions:

- Beam spread is to 50% center beam candlepower (CBCP).
- D=Distance to floor or wall.
- FC=Footcandles on floor or wall at center beam aiming location.
- L=Effective Visual Beam length in feet (50% of maximum footcandle level).
- W=Effective Visual Beam width in feet (50% of maximum footcandle level).
- CB=Distance across or down to center beam location.



0° Aiming Angle
Horizontal
Footcandles

	D	FC	L	W
SPOT	5.0'	265	1.8	1.8
	7.5'	148	2.5	2.5
	10.0'	92	3.1	3.1
	12.5'	63	3.7	3.7
NARROW FLOOD	5.0'	201	2.0	2.0
	7.5'	106	2.8	2.8
	10.0'	64	3.5	3.5
	12.5'	42	4.4	4.4
MEDIUM FLOOD	5.0'	153	2.3	2.3
	7.5'	77	3.2	3.2
	10.0'	45	4.2	4.2
	12.5'	30	5.1	5.1
FLOOD	5.0'	138	2.4	2.4
	7.5'	69	3.4	3.4
	10.0'	40	4.4	4.4
	12.5'	26	5.4	5.4

HORNET® HP DOWNLIGHT

3.5" ROUND PINHOLE ADJUSTABLE REMODELER TRIMLESS LED

HDL-HP-RPA-
REM-A14-TL
LED



TYPE:



DIMMING COMPATIBILITY:

Amerlux® "Hornet®" fixtures are compatible with all major dimming protocols prevalent in the United States. Please see below for general compatibilities and wiring diagrams. Amerlux® recommends testing your unique dimming configuration as the exact full configuration (Dimmer, Fixture Quantity, Voltage, etc) may affect dimming performance.

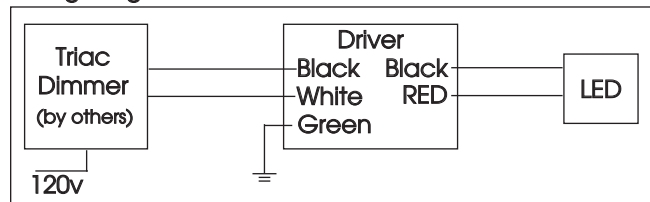
TRIAC (Forward Phase) DIMMING (standard)

Utilizes "Standard" incandescent dimmers that are in wide use in installations across the US. Best for retrofit applications where Triac dimmers are installed.

Notes:

- 120v or 277v
- Dims down to less than 5% light output (most cases)
- Consult Dimming manufacturer for installation instructions - DO NOT SHARE NEUTRALS!
- Must meet dimmer Minimum Load Requirements per dimming manufacturer

Wiring Diagram



Compatible Dimmers

Wall Box (Incandescent Style, Wattage as required)

Lutron "Diva"
Lutron "Nova-T"
Lutron "Maestro"

Lutron "Vareo"
Lutron "Skylark"

Central System

ETC "SR" Rack w/D20
Module
Lutron "GP" Panel

ETC "DRD" Rack w/D20
Module
Lutron Grafix Eye QS

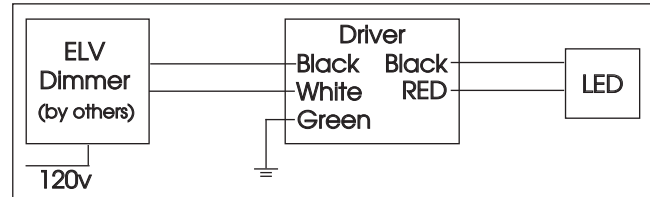
ELV - Electronic Low Voltage (Reverse Phase) DIMMING (standard)

Utilizes specialized "ELV" dimmers. Best for New Construction applications

Notes:

- 120v or 277v
- Dims down to less than 5% light output (most cases)
- Consult Dimming manufacturer for installation instructions - DO NOT SHARE NEUTRALS!
- Must meet dimmer Minimum Load Requirements

Wiring Diagram



Compatible Dimmers

Wall Box (ELV Style)

Lutron "Diva"
Lutron "Nova-T"
Lutron "Maestro"
Leviton "Surslide"

Lutron "Vareo"
Lutron "Skylark"
Leviton "Vizio"

Central System

ETC "SR" Rack w/ELV10
Module
Lutron "GP" Panel with
PHPM-PA Interface

ETC "DRD" Rack w/ELV10
Module
Lutron Grafix Eye QS with
PHPM-PA Interface

HORNET® HP DOWNLIGHT

3.5" ROUND PINHOLE ADJUSTABLE REMODELER TRIMLESS LED

HDL-HP-RPA-
REM-A14-TL
LED



TYPE:



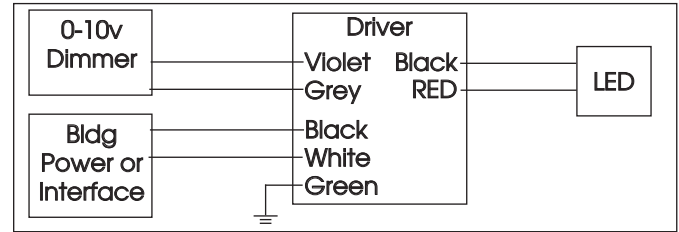
0-10V - DIMMING (-0-10V Option)

Integrates into a variety of building management and daylighting controls

Notes:

- 120v - 277v
- Dims down to 1% light output
- Requires interface to turn off power to driver
- Consult Dimming manufacturer for installation instructions - DO NOT SHARE NEUTRALS!

Wiring Diagram



Compatible Dimmers

Wall Box

Lutron "Diva" - DVTV with PP-120H Interface

Leviton Renoir II 0-10v

Central System

Lutron Grafix Eye with GRX-TVI Interface

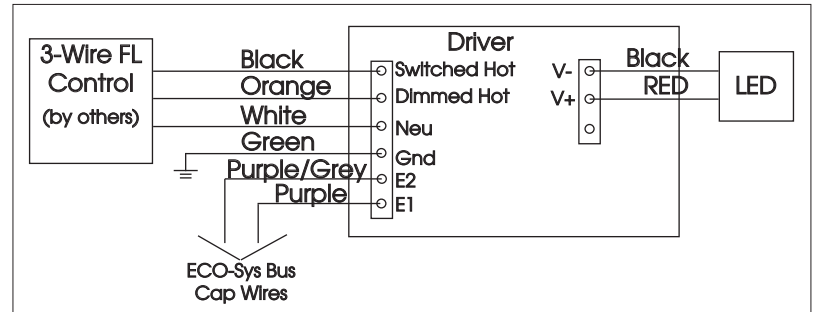
LUTRON HI-LUME / ECO-SYSTEM (-HILUME Option)

Integrates into a variety of building management and daylighting controls

Notes:

- 120v or 277v
- Dims down to 1% light output
- May use 3-Wire or Ecosystem Control
- Consult Dimming manufacturer for installation instructions - DO NOT SHARE NEUTRALS!

3-Wire Wiring Diagram



Compatible Dimmers

Wall Box (3-Wire Fluorescent)

DIVA
Maestro
Nova T
Vareo

Central System

Lutron ECO-System compatible controls
ETC "SR" Rack w/D20F Module
ETC "DRD" Rack w/D20F Module

ECO System Digital Control Wiring

