

HORNET® HP DOWNLIGHT

3.5" SQUARE LENSED WALL WASH REMODELER LED

APPLICATIONS:

Retail and commercial wall wash lighting

CONSTRUCTION:

20 ga. galvanized steel frame
Die-cast trim, extruded aluminum heat sink
Optic can be rotated to any position

ELECTRICAL:

Electronic constant current LED driver, 120v or 277v input
ELV and Triac dimming standard, 120v or 277v.
Optional 0-10v or Lutron Hilume® dimming available. See following pages for details.

This product complies with IEEE C62.41 for surge endurance up to 2.5KV. Amerlux® recommends using additional surge protection with this unit (supplied by others), surge damage is not covered by warranty.

MOUNTING:

For use in sheet rock ceilings, 5/8" - 2" standard

OPTICS:

High reflectance, highly diffuse mixing chamber
Engineered nano technology lens provides transmission while concealing LED image

LED:

Color Temp Options: 2200K, 2700K, 3000K, 3500K, 4000K
CRI: 83 typ. (2700K, 3000K, 3500K, 4000K)
90+ typ. (2200K, 2700K, 3000K)

Optional Amerlux CrispWhite technology

R9 Value: 11 (83CRI), 55 (90+CRI)

Binning: 3 MacAdam (SDCM)

Lumen Maintenance: >70% of initial lumens @ 50,000 hrs
Lumen Output (at 3000K):

16W: 1123 lm 23W: 1614 lm

LABELING:

 approved to UL standards as tested by CSA.

Damp location (standard)

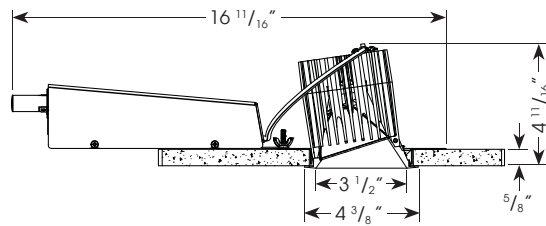
Wet location option

HDL-HP-SLW-
REM-A14
LED

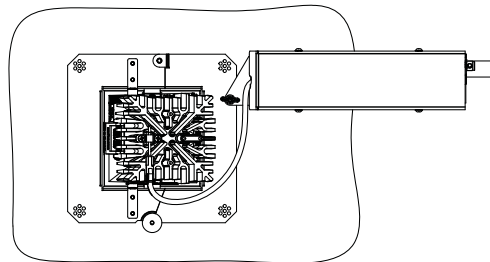


PROJECT:

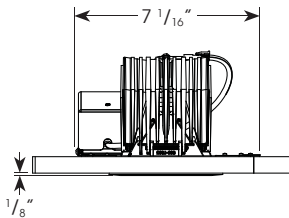
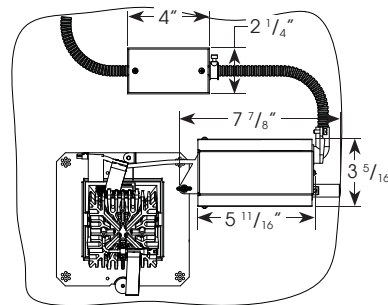
TYPE:



Ceiling Cut Out Dimension: 4" dia




For 0-10V & Hilume dimming option



ELECTRICAL

Electronic driver

	16W		23W	
	System Watts	System Amps	System Watts	System Amps
120v	16	0.13	23	0.19
277v	16	0.06	23	0.08


Electrostatic sensitive device,
observe precautions for
handling

Title 24
Compliant

5 year limited
warranty
AMERLUX LED

(see website for details)

ORDERING INFORMATION:

Housing: Model	Wattage	Lamp Type	Voltage	Options	Trim: Model	Aperture Finish	Color Temp (CCT-CRI)	Options
HDL-HP-S-REM-A14	16 23	LED	120 277	0-10V - 0-10v dimming HILUME - Lutron Hilume® dimming	HDL-HP-SLW-A14	Reflector with White Painted Flange MBW - matte black MWW - matte white SLVW - matte silver	27 - 2700K-83 30 - 3000K-83 35 - 3500K-83 40 - 4000K-83	WET - wet location
						Reflector with Black Painted Flange MBB - matte black	229 - 2200K-90+ 279 - 2700K-90+ 309 - 3000K-90+	
						Reflector with Silver Painted Flange SLV - matte silver	CRISP - CrispWhite	

Complete Example: HDL-HP-S-REM-A14-23-LED-120/HDL-HP-SLW-A14-MWW-30

Housing Example: HDL-HP-S-REM-A14-23-LED-120

Reflector Example: HDL-HP-SLW-A14-MWW-30

Cat #:

Amerlux reserves the right to change details that do not affect overall function and performance.

HORNET® HP DOWNLIGHT

3.5" SQUARE LENSED WALL WASH REMODELER LED

HDL-HP-SLW-
REM-A14
LED



TYPE:



FIXTURE DATA: For 16W data, multiply by 0.70

Complete photometric data (ies format) available upon request.

CCT Conversion Factor: 2700K-83 = 0.96; 3500K-83 = 1.02; 4000K-83 = 1.04; 2200K-90+ = 0.71; 2700-90+ = 0.80; 3000K-90+ = 0.83; CRISP = 0.65

Hornet HP Square Lens Wall Washer 23W LED 3000K-83

Source: LED with frosted plastic optic Lumens: 1614

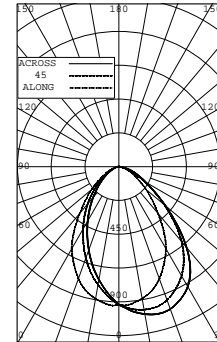
Recessed

ZONAL LUMEN SUMMARY

Zone	Lumens	%Fixt
0-30	658	40.79
0-40	1009	62.51
0-60	1471	91.15
0-90	1614	100.00
40-90	605	37.49
60-90	143	8.85
90-180	0	0.0
0-180	1614	100.00

Luminaire Efficacy: 70.5 lumens/watt

LTL# 631080



APPLICATION DATA:

Footcandles on Wall

Footcandles are average and rounded off.
Data for multiple units are based
on a minimum of five units.

1.5 Feet From Wall

Distance from ceiling	1.5' spacing				
	0.5'	1.5'	2.5'	3.5'	4.5'
0.5'	57	59	60	60	57
1.5'	127	132	134	133	127
2.5'	114	122	124	122	114
3.5'	71	78	80	78	72
4.5'	44	49	51	50	45
5.5'	30	33	34	33	30
6.5'	22	24	24	24	22
7.5'	17	18	18	18	17

1.5 Feet From Wall

Distance from ceiling	2' spacing						
	0.5'	1.5'	2.5'	3.5'	4.5'	5.5'	6.5'
0.5'	43	47	44	48	43	47	43
1.5'	97	103	100	104	100	102	97
2.5'	89	94	95	96	95	94	90
3.5'	56	61	63	64	63	62	57
4.5'	36	39	41	42	41	40	37
5.5'	25	27	29	29	28	25	22
6.5'	18	20	21	21	21	20	19
7.5'	14	15	16	16	16	16	15

2 Feet From Wall

Distance from ceiling	2' spacing						
	0.5'	1.5'	2.5'	3.5'	4.5'	5.5'	6.5'
0.5'	23	25	25	26	25	25	24
1.5'	62	65	66	67	66	65	62
2.5'	77	81	83	83	83	81	77
3.5'	60	64	67	67	67	65	60
4.5'	42	46	48	48	48	46	42
5.5'	30	33	34	35	34	33	30
6.5'	22	24	26	26	26	24	22
7.5'	17	19	20	20	20	19	17

HORNET® HP DOWNLIGHT

3.5" SQUARE LENSED WALL WASH REMODELER LED

HDL-HP-SLW-REM-A14
LED



TYPE:



DIMMING COMPATIBILITY:

Amerlux® "Hornet" fixtures are compatible with all major dimming protocols prevalent in the United States. Please see below for general compatibilities and wiring diagrams. Amerlux recommends testing your unique dimming configuration as the exact full configuration (Dimmer, Fixture Quantity, Voltage, etc) may affect dimming performance.

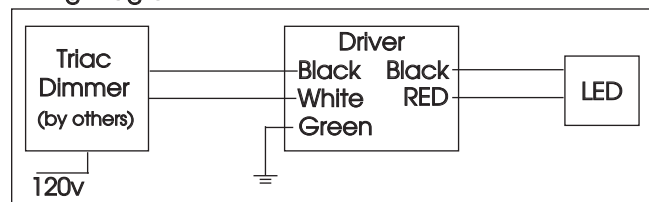
TRIAC (Forward Phase) DIMMING (standard)

Utilizes "Standard" incandescent dimmers that are in wide use in installations across the US. Best for retrofit applications where Triac dimmers are installed.

Notes:

- 120v or 277v
- Dims down to less than 5% light output (most cases)
- Consult Dimming manufacturer for installation instructions - DO NOT SHARE NEUTRALS!
- Must meet dimmer Minimum Load Requirements per dimming manufacturer

Wiring Diagram



Compatible Dimmers

Wall Box (Incandescent Style, Wattage as required)

Lutron "Diva"
Lutron "Nova-T"
Lutron "Maestro"

Lutron "Vareo"
Lutron "Skylark"

Central System

ETC "SR" Rack w/D20
Module
Lutron "GP" Panel

ETC "DRD" Rack w/D20
Module
Lutron Grafix Eye QS

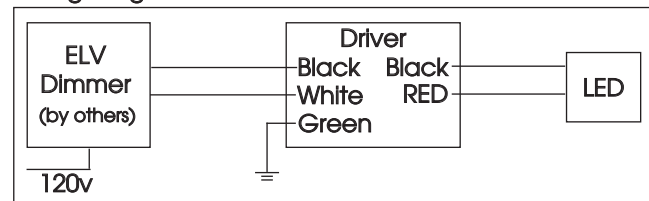
ELV - Electronic Low Voltage (Reverse Phase) DIMMING (standard)

Utilizes specialized "ELV" dimmers. Best for New Construction applications

Notes:

- 120v or 277v
- Dims down to less than 5% light output (most cases)
- Consult Dimming manufacturer for installation instructions - DO NOT SHARE NEUTRALS!
- Must meet dimmer Minimum Load Requirements

Wiring Diagram



Compatible Dimmers

Wall Box (ELV Style)

Lutron "Diva"
Lutron "Nova-T"
Lutron "Maestro"
Leviton "Surslide"

Lutron "Vareo"
Lutron "Skylark"
Leviton "Vizio"

Central System

ETC "SR" Rack w/ELV10
Module
Lutron "GP" Panel with
PHPM-PA Interface

ETC "DRD" Rack w/ELV10
Module
Lutron Grafix Eye QS with
PHPM-PA Interface

HORNET® HP DOWNLIGHT

3.5" SQUARE LENSED WALL WASH REMODELER LED

HDL-HP-SLW-
REM-A14
LED



TYPE:



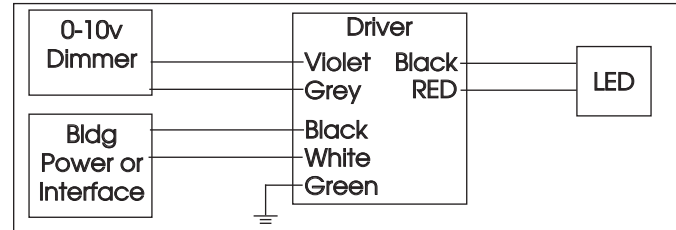
0-10V - DIMMING (-0-10V Option)

Integrates into a variety of building management and daylighting controls

Notes:

- 120v - 277v
- Dims down to 1% light output
- Requires interface to turn off power to driver
- Consult Dimming manufacturer for installation instructions - DO NOT SHARE NEUTRALS!

Wiring Diagram



Compatible Dimmers

Wall Box

Lutron "Diva" - DVTV with PP-120H Interface

Leviton Renoir II 0-10v

Central System

Lutron Grafix Eye with GRX-TVI Interface

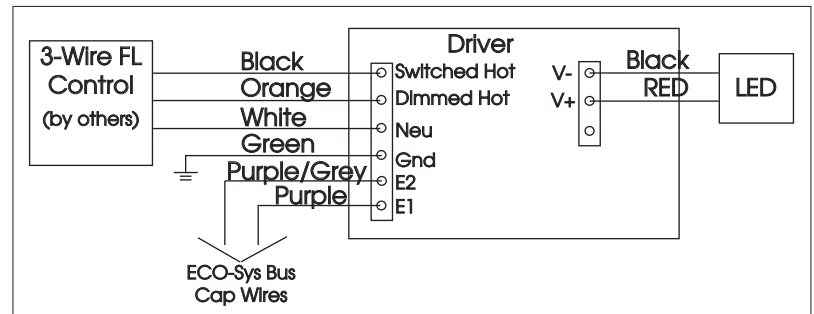
LUTRON HI-LUME / ECO-SYSTEM (-HILUME Option)

Integrates into a variety of building management and daylighting controls

Notes:

- 120v or 277v
- Dims down to less than 5% light output
- May use 3-Wire or Ecosystem Control
- Consult Dimming manufacturer for installation instructions - DO NOT SHARE NEUTRALS!

3-Wire Wiring Diagram



Compatible Dimmers

Wall Box (3-Wire Fluorescent)

DIVA
Maestro
Nova T
Vareo

Central System

Lutron ECO-System compatible controls
ETC "SR" Rack w/D20F Module
ETC "DRD" Rack w/D20F Module

ECO System Digital Control Wiring

