

QUICKSHIP CYLINDRIX® III

MULTIPLE SEMI-RECESSED 1LT LED

C3SR-A14-1
1LT LED

Amerlux® QuickShip makes it possible not only to keep up with expectations, but to keep ahead of them. We help enhance your competitive edge, ensuring you can start installation more quickly than you thought possible.

We can ship within 5-10 business days of your Amerlux QuickShip order, depending upon the selection.

- **QuickShip must be clearly marked on all P.O.'s.**
- **Must note on P.O. if requesting frames ship first.**
- **Standard shipping terms apply.**
- **See terms & conditions below.**

Quantity: 100 pieces or less
Frames: 5 days
Trims: 10 days



PROJECT:

TYPE:

QUICKSHIP ORDERING INFORMATION:

Frame:				Trim:								
Model	Heads	Lamp Type	Volts	Model	Heads	Watts	Lamp Type	Housing/ Head Finish	Volts	Beam Spread	Trim Ring Finish	Color Temp (CCT(K)-CRI)
C3R/SR-FRAME-A14	1	LED	120/277	C3SR-TRIM-A14	1	16 19 23 27 31	LED	WT - white texture	120/277	SP - spot, 15° FL - flood, 25° WF - wide flood, 40°	WT- white texture	30 - 3000-83 35 - 3500-83

Complete **QuickShip** Example: C3R/SR-FRAME-A14-1-LED-120/C3SR-TRIM-A14-1-16-LED-WT-120/277-SP-WT-30
Frame Example: C3R/SR-FRAME-A14-1-LED-120
Trim Example: C3SR-TRIM-A14-1-16-LED-WT-120/277-SP-WT-30

Cat #:

Terms & Conditions

1. For QuickShip processing, please submit QuickShip items on separate purchase order and indicate "QuickShip" on order.
2. Configurations outside of what is displayed on the QuickShip program are not available under the QuickShip lead times.
3. Please contact Customer Support to process orders with quantities larger than those listed.
4. Orders will be entered within 24 hours of receipt of a clean purchase order. Lead times are calculated by business days from time of sales order confirmation. Orders will ship within QuickShip lead times or sooner.
5. Change orders and order cancellations cannot be processed after sales order confirmation is generated.
6. For freight allowed (greater than \$3,000), order will ship complete based on longest lead time item. Please indicate on PO if Partial Shipments are approved and indicate freight method. For partial shipments under \$3,000, customer will be invoiced for freight.
7. All Lead times indicate when the fixture ships from Amerlux®. Arrival at destination is contingent upon carrier.

Expedite your orders by providing:

- **Separate purchase order noting "QuickShip Program"**
- **Complete and accurate configurations**
- **Accurate pricing, quote number, shipping and contact information**

Amerlux reserves the right to modify this program at any time.

CYLINDRIX® III

MULTIPLE SEMI-RECESSED 1LT LED

C3SR-A14-1
1LT LED



TYPE:

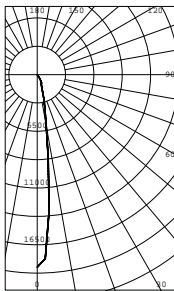


FIXTURE DATA: Multiplying Factors: 0.52 for 16w; 0.61 for 19w; 0.74 for 23w; 0.87 for 27w

Complete photometric data (ies format) available upon request.

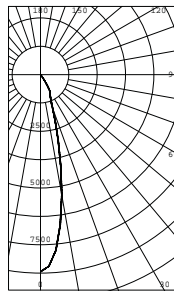
31W LED

SPOT
DISTRIBUTION
LTL # 851724



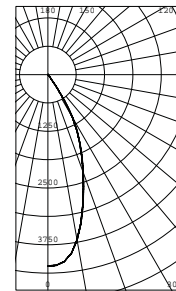
Candelas at Nadir	
Deg	Candela
0	18677
5	13251
15	2560
25	952
35	228
45	12

FLOOD
DISTRIBUTION
LTL # 851725



Candelas at Nadir	
Deg	Candela
0	8683
5	7773
15	3031
25	1009
35	253
45	20

WIDE FLOOD
DISTRIBUTION
LTL # 851726

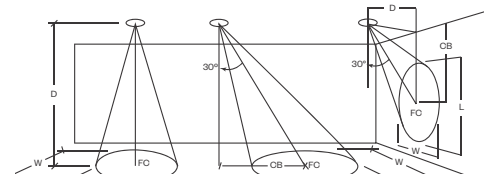


Candelas at Nadir	
Deg	Candela
0	4223
5	4139
15	2980
25	1658
35	323
45	26

APPLICATION DATA:

Notes and Definitions:

Beam spread is to 50% center beam candlepower (CBCP).
 D=Distance to floor or wall.
 FC=Footcandles on floor or wall at center beam aiming location.
 L=Effective Visual Beam length in feet (50% of maximum footcandle level).
 W=Effective Visual Beam width in feet (50% of maximum footcandle level).
 CB=Distance across or down to center beam location.



	0° Aiming Angle Horizontal Footcandles				30° Aiming Angle Horizontal Footcandles				30° Aiming Angle Vertical Footcandles				60° Aiming Angle Vertical Footcandles						
	D	FC	L	W	D	FC	L	W	CB	D	FC	L	W	CB	D	FC	L	W	CB
SPOT	5.0'	745	1.3	1.3	5.0'	463	1.7	1.4	3.0	3.0'	279	2.9	1.4	5.0	3.0'	1010	1.4	1.1	2.0
	7.5'	332	1.7	1.7	7.5'	221	2.4	2.0	4.0	4.0'	168	3.7	1.7	6.0	4.0'	723	1.5	1.2	2.0
	10.0'	187	2.6	2.6	10.0'	116	3.4	3.0	5.0	5.0'	108	4.3	2.4	8.0	5.0'	465	1.7	1.4	3.0
	12.5'	120	3.1	3.1	12.5'	79	4.0	3.5	7.0	6.0'	75	5.3	2.8	9.0	6.0'	322	2.2	1.6	3.0
FLOOD	5.0'	347	2.1	2.1	5.0'	217	2.8	2.5	3.0	3.0'	168	3.6	2.1	4.0	3.0'	524	2.2	1.4	2.0
	7.5'	154	3.2	3.2	7.5'	104	3.9	3.5	4.0	4.0'	93	4.7	2.9	5.0	4.0'	369	2.1	1.8	2.0
	10.0'	87	4.1	4.1	10.0'	59	5.2	4.7	5.0	5.0'	60	5.8	3.6	7.0	5.0'	218	2.8	2.5	3.0
	12.5'	56	5.2	5.2	12.5'	38	6.6	5.8	6.0	6.0'	42	7.1	4.3	8.0	6.0'	164	3.2	2.9	3.0
WIDE FLOOD	5.0'	169	3.4	3.4	5.0'	126	3.9	3.6	2.0	3.0'	118	3.6	3.0	3.0	3.0'	335	2.5	2.2	1.0
	7.5'	76	5.1	5.1	7.5'	56	5.9	5.4	3.0	4.0'	67	4.7	4.0	4.0	4.0'	189	3.3	3.1	2.0
	10.0'	43	6.8	6.8	10.0'	32	8.0	7.3	4.0	5.0'	43	6.1	5.0	5.0	5.0'	127	4.0	3.6	2.0
	12.5'	27	8.5	8.5	12.5'	20	10.0	9.2	5.0	6.0'	30	7.4	6.0	6.0	6.0'	84	5.0	4.6	3.0