

ROOK 350 PENDANT

3.5" ROUND LENSED PENDANT, REMOTE DRIVER, LED

RK350-RLD-
REMOTE
LED



APPLICATIONS:

Retail and commercial ambient/task lighting

CONSTRUCTION:

Extruded aluminum pendant
Die-cast trim
Extruded aluminum heat sink

ELECTRICAL:

Electronic constant current LED driver, 120v/277v input
ELV and Triac dimming standard, 120v or 277v.
0-10v and Lutron systems also available. See following
pages for more information.

This product complies with IEEE C62.41 for surge endurance up to 2.5KV. Amerlux® recommends using additional surge protection with this unit (supplied by others), surge damage is not covered by warranty.

LABELING:

 ^{US}
For indoor use only
Damp location

OPTICS:

Hornet HP Lensed Downlight Trim

Lens Options:

Satin Ice lens for maximum source concealment and wide distribution with a visually "hotter" aperture.

Solite lens for maximum efficacy and a visually quieter aperture. 30d and 50d beam spread options. Visually best with SLV reflector finish.

LED:

Color Temp Options: 2200K, 2700K, 3000K, 3500K, 4000K

CRI: 83 typ. (2700K, 3000K, 3500K, 4000K)

90+ typ. (2200K, 2700K, 3000K)

Optional Amerlux CrispWhite technology

R9 Value: 11 (83CRI), 55 (90+CRI)

Binning: 3 MacAdam (SDMC)

Lumen Maintenance: >70% of initial lumens @ 50,000 hrs

Lumen Output (21W, 3000K):

30SOL 1645 lm 72.2 lpw

50SOL 1513 lm 67.2 lpw

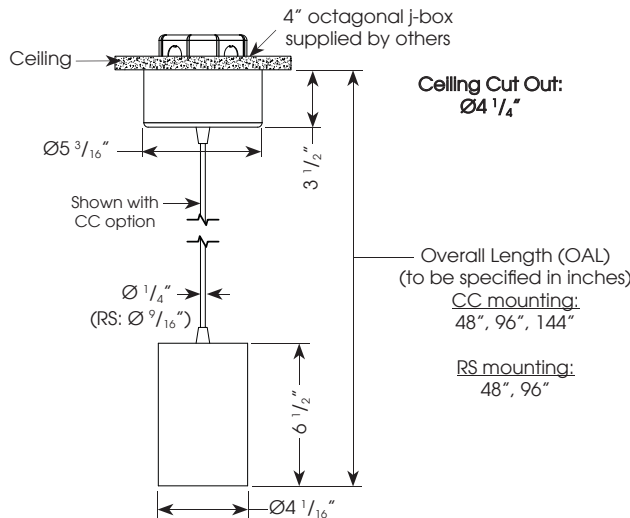
75SAT 1310 lm 57 lpw

MOUNTING:

Canopy/cord, rigid stem or surface mounting

PROJECT:

TYPE:




Electrostatic sensitive device,
observe precautions for
handling

ELECTRICAL

Electronic driver

	14W		21W	
	System Watts	System Amps	System Watts	System Amps
120v	14	0.12	21	0.18
277v	14	0.05	21	0.08

ORDERING INFORMATION:

Model	Wattage	Lamp Type	Housing Finish	Voltage	Mounting	Length (OAL)	Trim Finish	Beam	Color Temp (CCT-CRI)	Options
RK350-RLD-REMOTE	14 21	LED	MW - matte white MB - matte black SLV - matte silver	120/277	CC - canopy/cord RS - rigid stem,	____ (inches) (see dimension parameters above; consult factory for other lengths)	MW - matte white MB - matte black SLV - matte silver	30SOL - 30° solite lens 50SOL - 50° solite lens 65SOL - 65° solite lens 75SAT - 75° satin ice lens	27 - 2700K-83 30 - 3000K-83 35 - 3500K-83 40 - 4000K-83 229 - 2200K-90+ 279 - 2700K-90+ 309 - 3000K-90+ CRISP - Crisp White	HILUME-ECO - Lutron HI-lume®/ EcoSystem dimming (A series) HILUME-3WIRE - Lutron HI-lume® 3 wire dimming (A series) 0-10V - 0-10v dimming, 1%

Complete Example: RK350-RLD-REMOTE-21-LED-MW-120/277-CC-48-MW-30SOL-30

Cat #:

Amerlux reserves the right to change details that do not affect overall function and performance.



ROOK 350 PENDANT

3.5" ROUND LENSED PENDANT, REMOTE DRIVER, LED

RK350-RLD-
REMOTE
LED



TYPE:

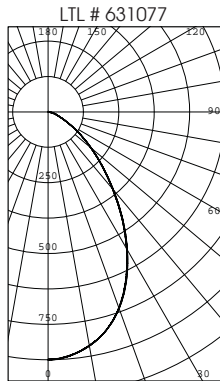


FIXTURE DATA: For 14W data, multiply by 0.67

Complete photometric data (ies format) available upon request.

CCT Conversion Factor: 2700K-83 = 0.96; 3500K-83 = 1.02; 4000K-83 = 1.04; 2200K-90+ = 0.71; 2700-90+ = 0.80; 3000K-90+ = 0.83; CRISP = 0.65

21W LED (3000K-83)

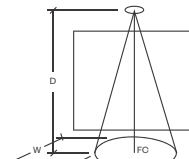


Candelas at Nadir	
Deg	Candela
0	875
5	866
15	797
25	653
35	455
45	271

APPLICATION DATA:

Notes and Definitions:

Beam spread is to 50% center beam candlepower (CBCP).
 D=Distance to floor or wall.
 FC=Footcandles on floor or wall at center beam aiming location.
 L=Effective Visual Beam length in feet (50% of maximum footcandle level).
 W=Effective Visual Beam width in feet (50% of maximum footcandle level).
 CB=Distance across or down to center beam location.



0° Aiming Angle Horizontal Footcandles			
D	FC	L	W
5.0'	36	5.1	5.1
7.5'	16	7.7	7.7
10.0'	9	10.3	10.3
12.5'	6	13.5	13.5

ROOK 350 PENDANT

3.5" ROUND LENSED PENDANT, REMOTE DRIVER, LED

RK350-RLD-
REMOTE
LED



TYPE:



DIMMING COMPATIBILITY:

Amerlux® fixtures are compatible with all major dimming protocols prevalent in the United States. Please see below for general compatibilities and wiring diagrams. Amerlux recommends testing your unique dimming configuration as the exact full configuration (Dimmer, Fixture Quantity, Voltage, etc) may affect dimming performance.

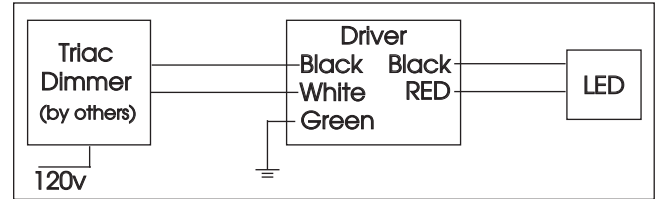
TRIAC (Forward Phase) DIMMING (standard)

Utilizes "Standard" incandescent dimmers that are in wide use in installations across the US. Best for retrofit applications where Triac dimmers are installed.

Notes:

- 120v only
- Dims down to less than 5% light output (most cases)
- Consult Dimming manufacturer for installation instructions - DO NOT SHARE NEUTRALS!
- Must meet dimmer Minimum Load Requirements per dimming manufacturer

Wiring Diagram



Compatible Dimmers

Wall Box (Incandescent Style, Wattage as required)

Lutron "Diva"	Lutron "Vareo"
Lutron "Nova-T"	Lutron "Skylark"
Lutron "Maestro"	

Central System

ETC "SR" Rack w/D20 Module	ETC "DRD" Rack w/D20 Module
Lutron "GP" Panel	Lutron Grafix Eye QS

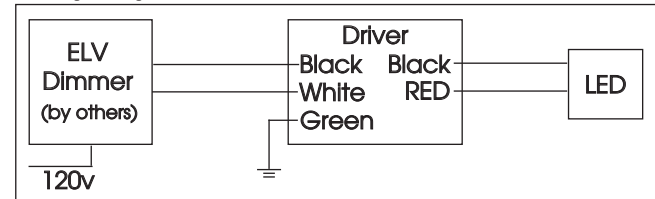
ELV - Electronic Low Voltage (Reverse Phase) DIMMING (standard)

Utilizes specialized "ELV" dimmers. Best for New Construction applications

Notes:

- 120v only
- Dims down to less than 5% light output (most cases)
- Consult Dimming manufacturer for installation instructions - DO NOT SHARE NEUTRALS!
- Must meet dimmer Minimum Load Requirements

Wiring Diagram



Compatible Dimmers

Wall Box (ELV Style)

Lutron "Diva"	Lutron "Vareo"
Lutron "Nova-T"	Lutron "Skylark"
Lutron "Maestro"	
Leviton "Surslide"	Leviton "Vizio"

Central System

ETC "SR" Rack w/ELV10 Module	ETC "DRD" Rack w/ELV10 Module
Lutron "GP" Panel with PHPM-PA Interface	Lutron Grafix Eye QS with PHPM-PA Interface

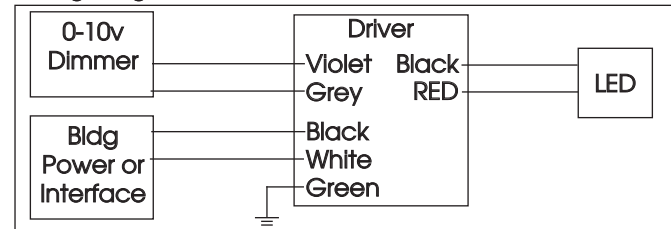
0-10V - DIMMING (-0-10V Option)

Integrates into a variety of building management and daylighting controls

Notes:

- 120v - 277v
- Dims down to 1% light output
- Requires interface to turn off power to driver
- Consult Dimming manufacturer for installation instructions - DO NOT SHARE NEUTRALS!

Wiring Diagram



Compatible Dimmers

Wall Box

Lutron "Diva" - DVTV with PP-120H Interface	Leviton Renoir II 0-10v
---	-------------------------

Central System

Lutron Grafix Eye with GRX-TVI Interface
--

ROOK 350 PENDANT

3.5" ROUND LENSED PENDANT, REMOTE DRIVER, LED

RK350-RLD-
REMOTE
LED



TYPE:



LUTRON HI-LUME / ECO-SYSTEM (-HILUME Option)

Integrates into a variety of building management and daylighting controls

Notes:

- 120v or 277v
- Dims down to 1% light output
- May use 3-Wire or Ecosystem Control
- Consult Dimming manufacturer for installation instructions - DO NOT SHARE NEUTRALS!

Compatible Dimmers

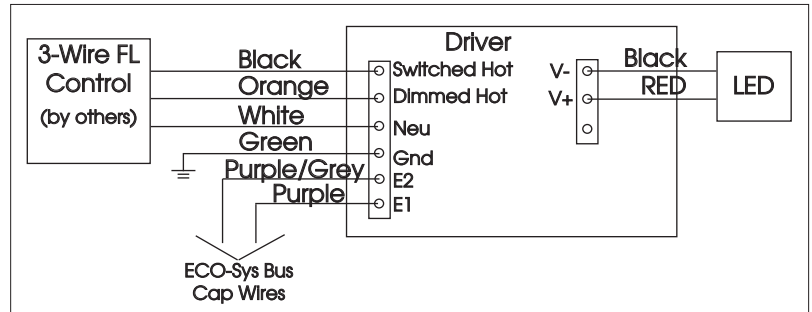
Wall Box (3-Wire Fluorescent)

- DIVA
- Maestro
- Nova T
- Vareo

Central System

- Lutron ECO-System compatible controls
- ETC "SR" Rack w/D20F Module
- ETC "DRD" Rack w/D20F Module

3-Wire Wiring Diagram



ECO System Digital Control Wiring

